

# **The 6<sup>th</sup> South Korea-Japan Joint Public Opinion Poll (2018) Comparative Analysis Report**

**[Embargo] For radio, television, news agencies, and online publication, publish the report after 15:00, June 18 (MON). Newspapers may publish the report from the morning of June 19 (TUE).**

**※Copyright© 2018 The Genron NPO and East Asia Institute. All Rights Reserved.  
RECOMMENDED CITATION: The Genron NPO and East Asia Institute, June 2018,  
“The 6<sup>th</sup> South Korea-Japan Joint Public Opinion Poll (2018)”**



**The Genron NPO**



**East Asia Institute**

In Cooperation with:

- South Korea: Hankook Research Co. Ltd
- Japan: Public Opinion Research Institute Cooperation

**June 2018**

## Survey Overview

Between May and June 2018, the East Asia Institute (EAI), a private Korean think tank, and Japanese NGO The Genron NPO conducted joint public opinion polls in South Korea and Japan. The objective of this survey is to monitor the state of mutual public perceptions between Japanese and South Korean people and examine how it is changing over time, ultimately narrowing the current perception gap by promoting mutual understanding between the two countries.

The results of the poll were presented at the “Korea-Japan Future Dialogue” on June 22<sup>nd</sup> and served as the basis for discussion.

The opinion poll in South Korea was conducted from May 21<sup>st</sup> to 31<sup>st</sup> through face-to-face interviews targeting men and women aged 19 and older. The number of valid samples obtained was 1,014. Forty-nine point seven percent were men and 50.3% women. The final academic qualifications of respondents were as follows: 5.9% had an elementary school education; 7.5% had a middle school education; 41.2% had a high school education; 11.5% were either currently enrolled or had completed some university/junior college; 31.8% had obtained a bachelor’s degree; and 2.1% had obtained a graduate or postgraduate degree. The age distribution of respondents was as follows: 17.6% were between the ages of 19 and 29; 16.9% were between the ages of 30 and 39; 20.3% were between the ages of 40 and 49; 19.9% were between the ages of 50 and 59; and 25.3% were over age 60.

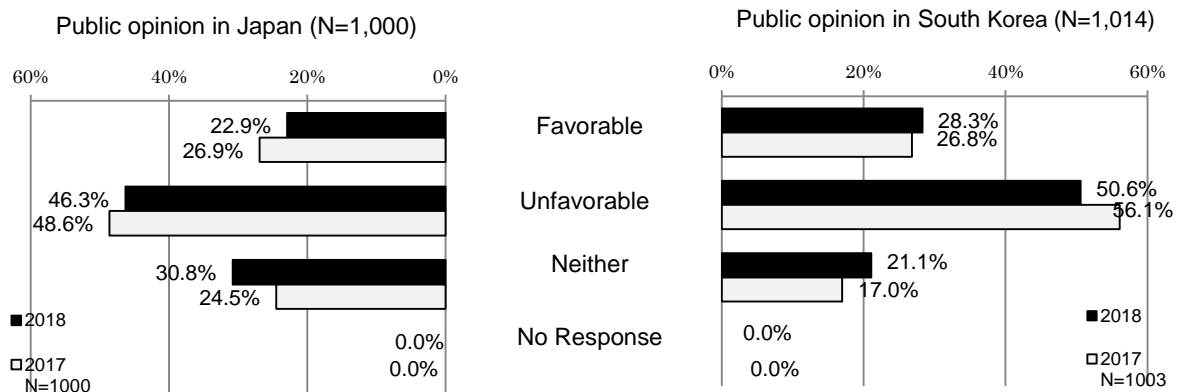
The opinion poll in Japan was conducted between May 19<sup>th</sup> and June 3<sup>rd</sup> through door-to-door visits and self-administered, targeting men and women aged 18 and older. The number of valid samples obtained was 1,000, of whom 48.3% were men and 51.7% were women. The final academic qualifications of respondents were as follows: 9% had completed middle school; 44.2% had completed high school; 20.3% had completed junior college or technical school; 22.6% had obtained a bachelor’s degree; 1.5% had obtained a graduate or postgraduate degree; and 1.7% selected ‘other’. The age distribution of respondents was as follows: 2.4% were below the age of 20; 12% were between the ages of 20 and 29; 14.7% were between the ages of 30 and 39; 17.4% were between the ages of 40 and 49, 14.6% were between the ages of 50 and 59, and 38.9% were above age 60.

# 1. Perceptions of South Koreans and Japanese People towards One Another

## 1-1. What do South Koreans and Japanese People Think of One Another?

Japanese impressions of South Koreans showed no clear improvement over the previous year. South Korean impressions of the Japanese had improved once again, following the trend of the previous year.

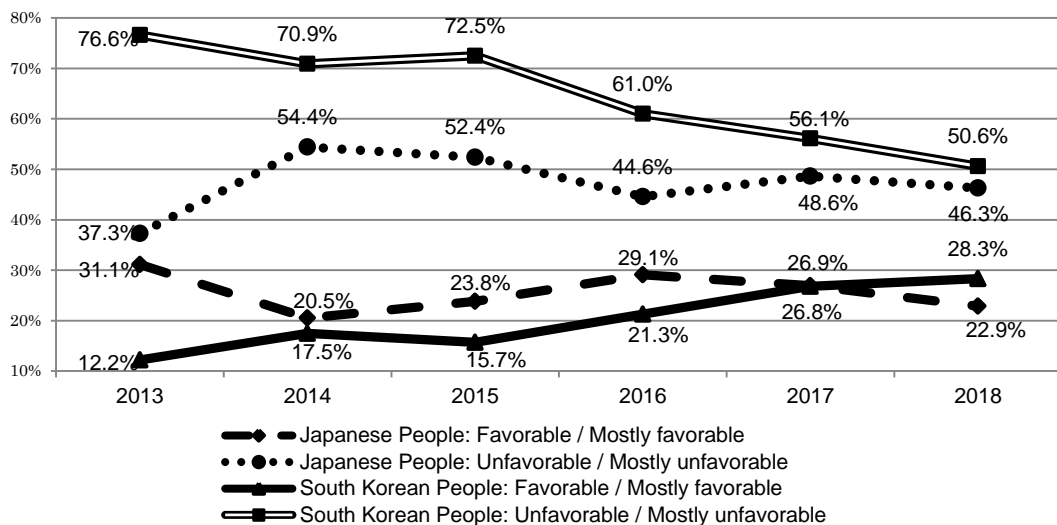
【Figure 1. What is your impression of South Korea/Japan?】



※The data for "Favorable" represents the combined figure of people who responded either "Favorable" or "Mostly favorable."

The data for "Unfavorable" represents the combined figure of people who responded either "Unfavorable" or "Mostly unfavorable".

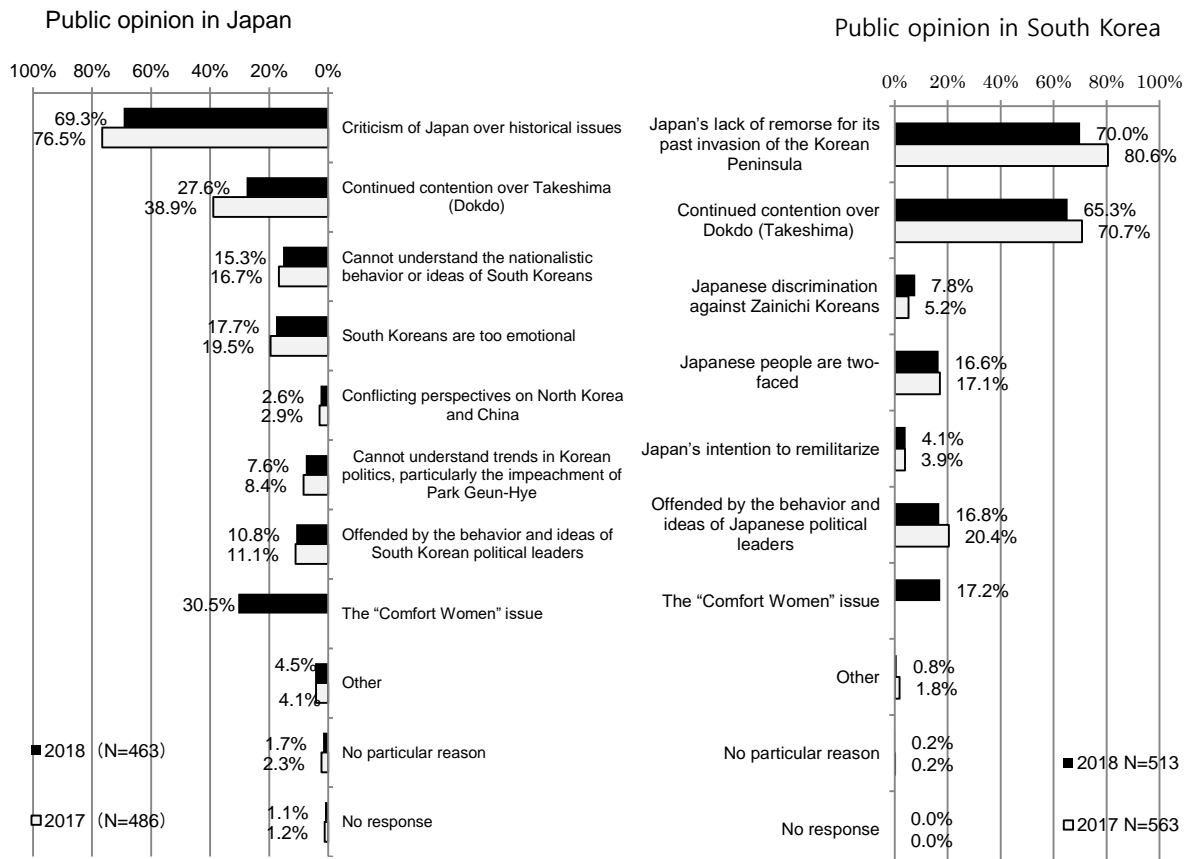
【Figure 2. South Korean and Japanese perceptions of one another (Changes over the last 6 years)】



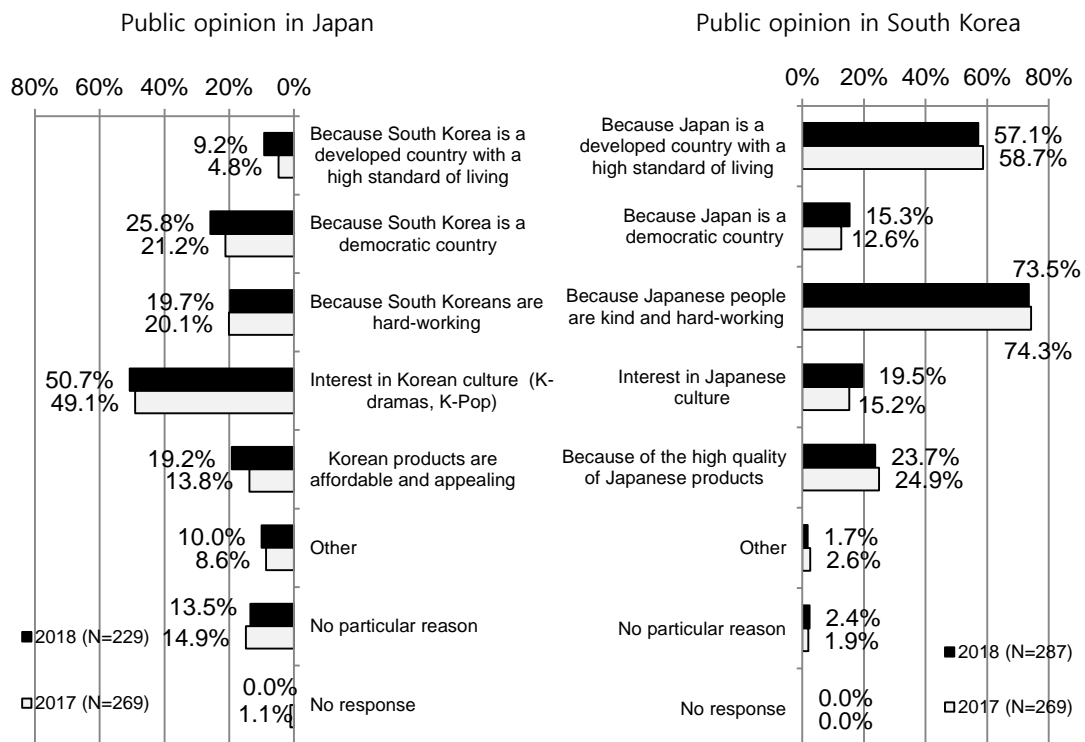
## 1-2. Reasons Underlying Favorable and Unfavorable Responses

Both South Korean and Japanese people indicated that they considered issues related to “history” and “territorial disputes” to be less important than in the previous year’s survey. However, these issues still have a significant influence over the opinions each group holds regarding the other. Most of the Japanese respondents who answered “favorable” stated that their interest in Korean culture contributed to their positive impression. Most of the South Koreans who answered “favorable” stated that the kindness and diligence of Japanese people contributed to their positive impression.

**[Figure 3. Why is your impression unfavorable?]**



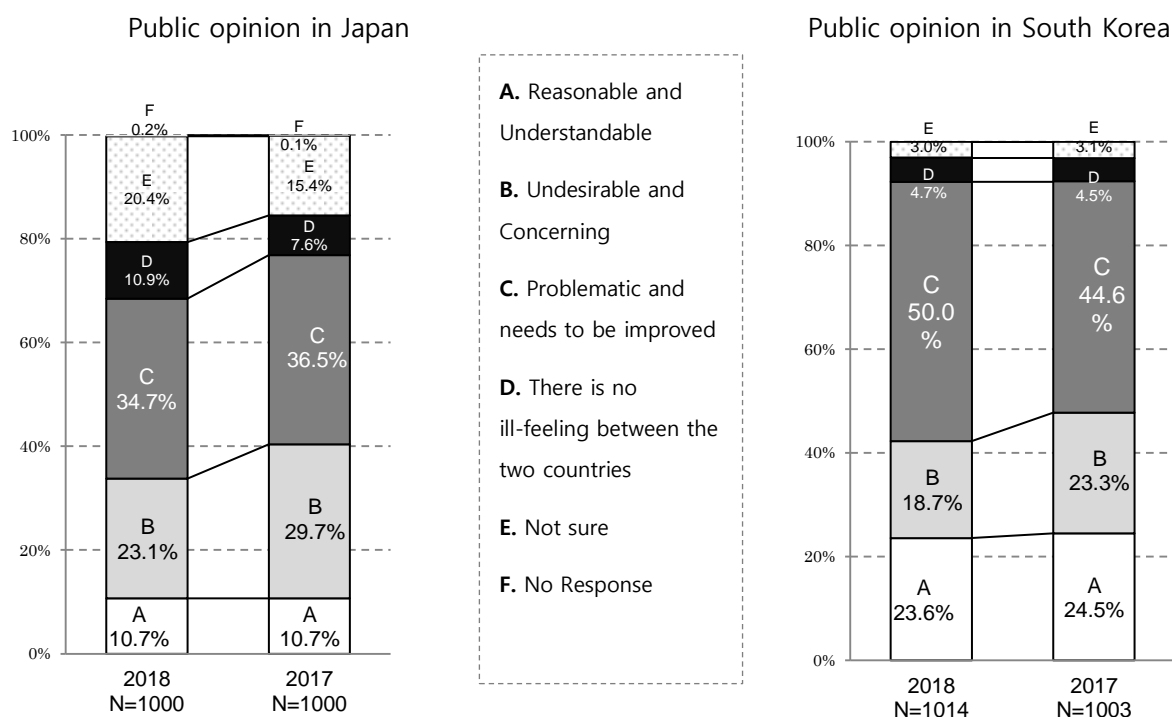
**[Figure 4. Why is your impression favorable?]**



### 1-3. What do South Koreans and Japanese People think of the Current Negative Public Sentiment towards One Another?

About 60% of Japanese people and 70% of South Koreans stated that the current negative public sentiment in their own country regarding the other was either “undesirable” or “problematic.” However, the number of people who answered in this way has been decreasing since last year.

【Figure 5. 1-3. What do you think of the current negative public sentiment towards South Korea/Japan?】

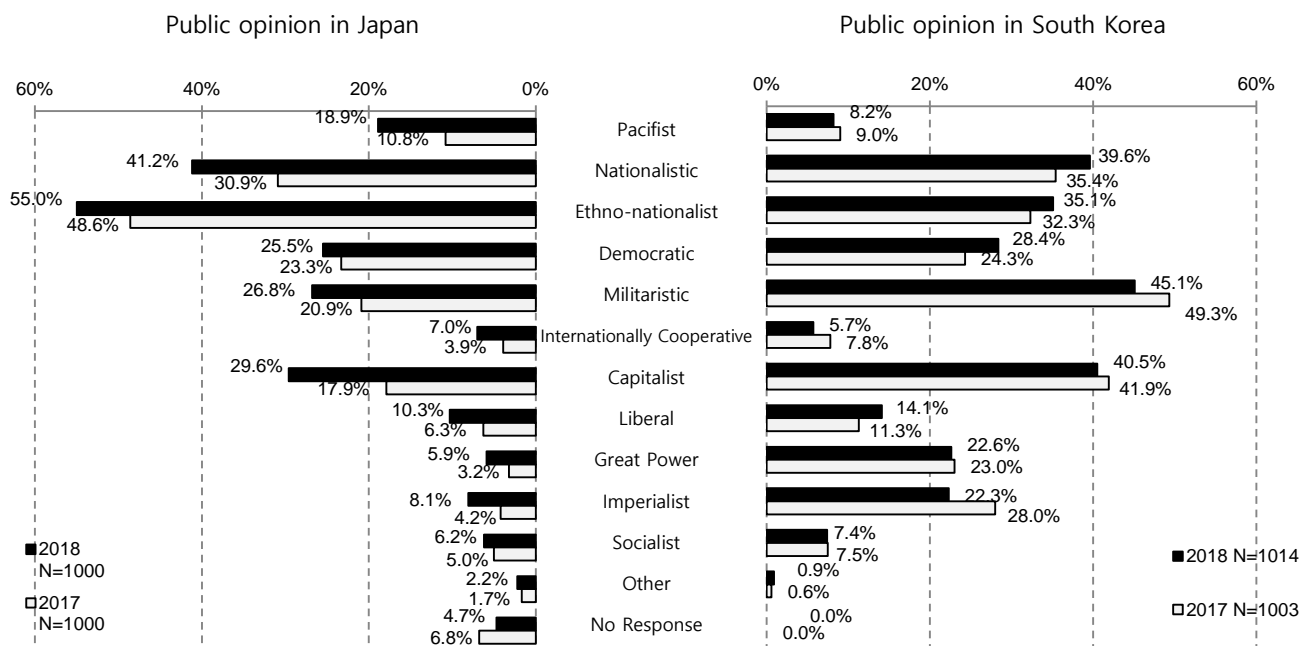


## 2. Basic Social and Political Understanding

### 2-1. How do South Koreans and Japanese people view each other's social and political systems?

Over half of the Japanese people surveyed still perceived South Korea as an “ethno-nationalist” country, while 40% of South Koreans surveyed regarded Japan as either a “militaristic” or “nationalistic” country. Only 20% of South Koreans and Japanese people saw the other as a “democratic” country.

【Figure 6. What do South Koreans and Japanese people think of each other's social and political system?】

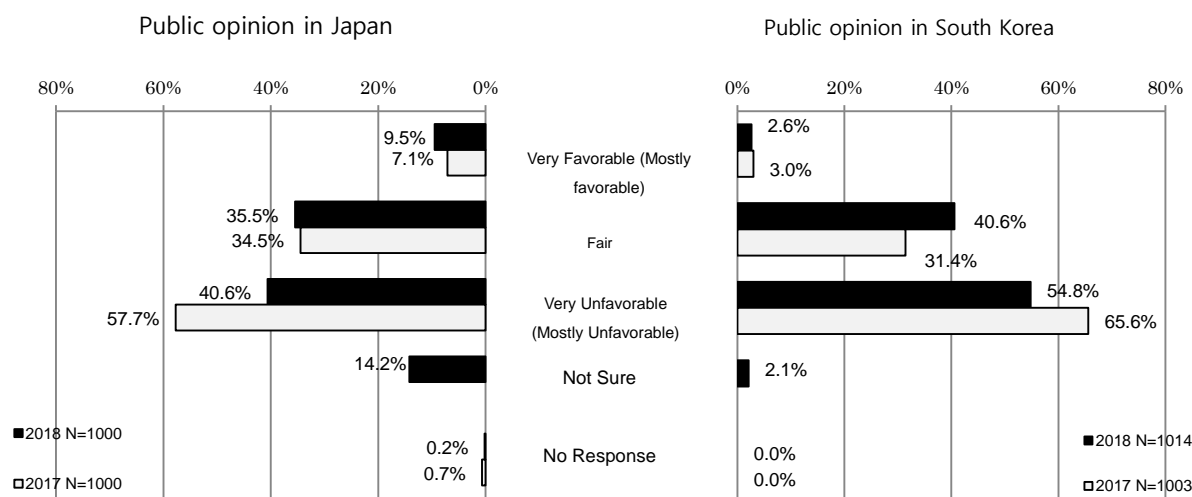


### 3. The Present and Future of South Korea-Japan Relations

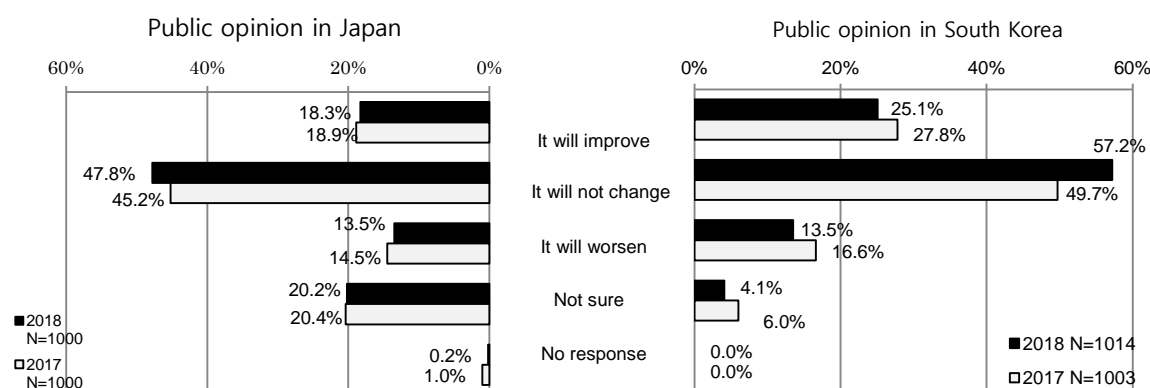
#### 3-1. How does the Public View the Present and Future of South Korea-Japan Relations?

40% of Japanese citizens surveyed and 50% of South Koreans surveyed assessed the status quo of South Korea-Japan relations as “unfavorable,” a record low since this survey began. Just 10% of both Japanese and South Korean respondents answered “favorable,” a minor improvement over last year. 50% of South Koreans and Japanese people surveyed predicted that bilateral relations would remain unchanged in the future.

【Figure 7. What is your assessment of the current state of bilateral relations between South Korea and Japan?】



【Figure 8. What is your assessment of the future state of bilateral relations between South Korea and Japan?】

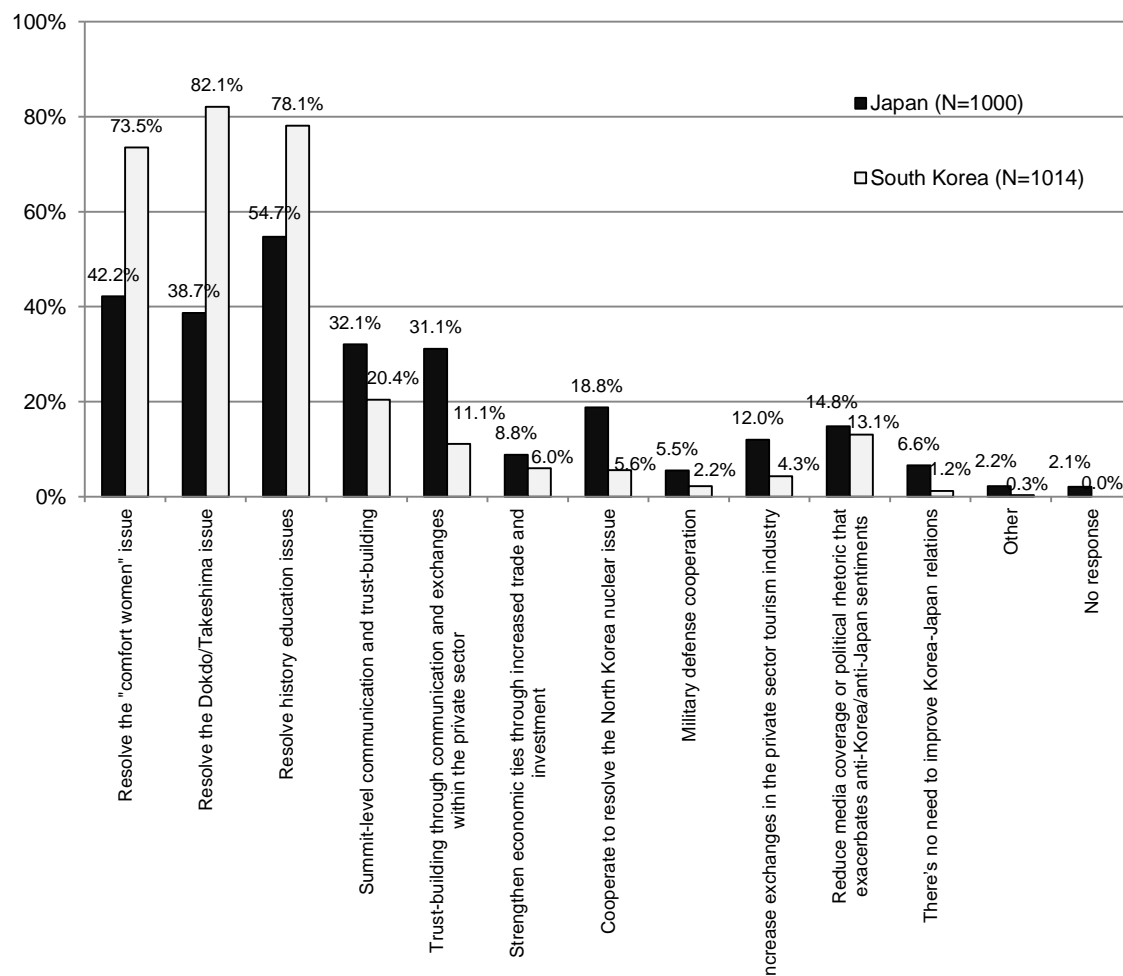




### 3-2. What should be done to Improve South Korea-Japan Relations?

Many South Koreans responded that issues regarding “comfort women” and “improvement of historical understanding in education” must be tackled in order to improve South Korea-Japan relations. Japanese respondents gave more diversified answers, ranging from “summit-level communication and trust-building” to “trust-building through communication and exchanges between private sectors.” On the other hand, just 10% of South Koreans see cooperation between South Korea and Japan on the North Korea nuclear issue as a good way to improve bilateral ROK-Japan relations.

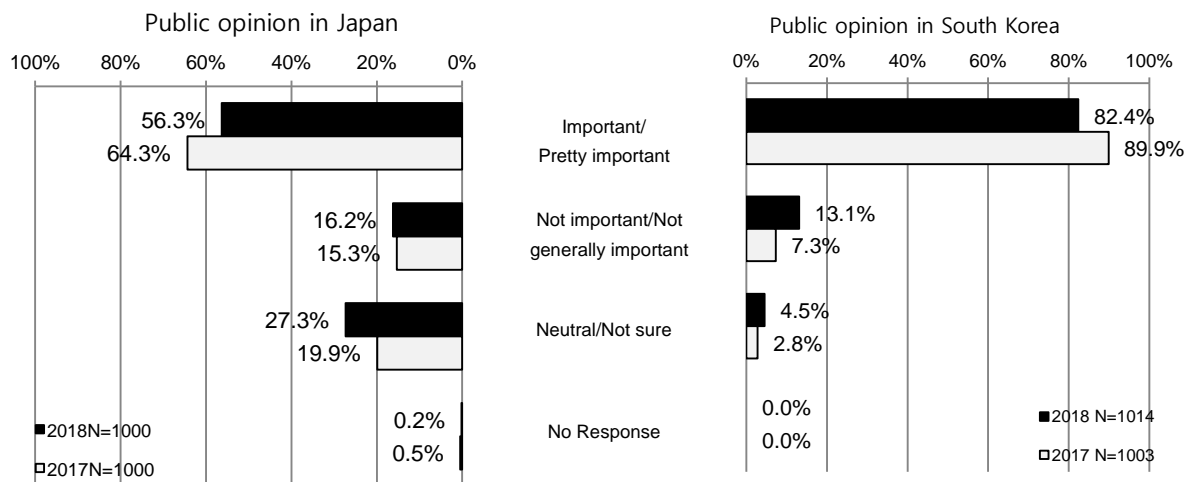
【Figure 9. What should be done to improve Korea-Japan relations?】



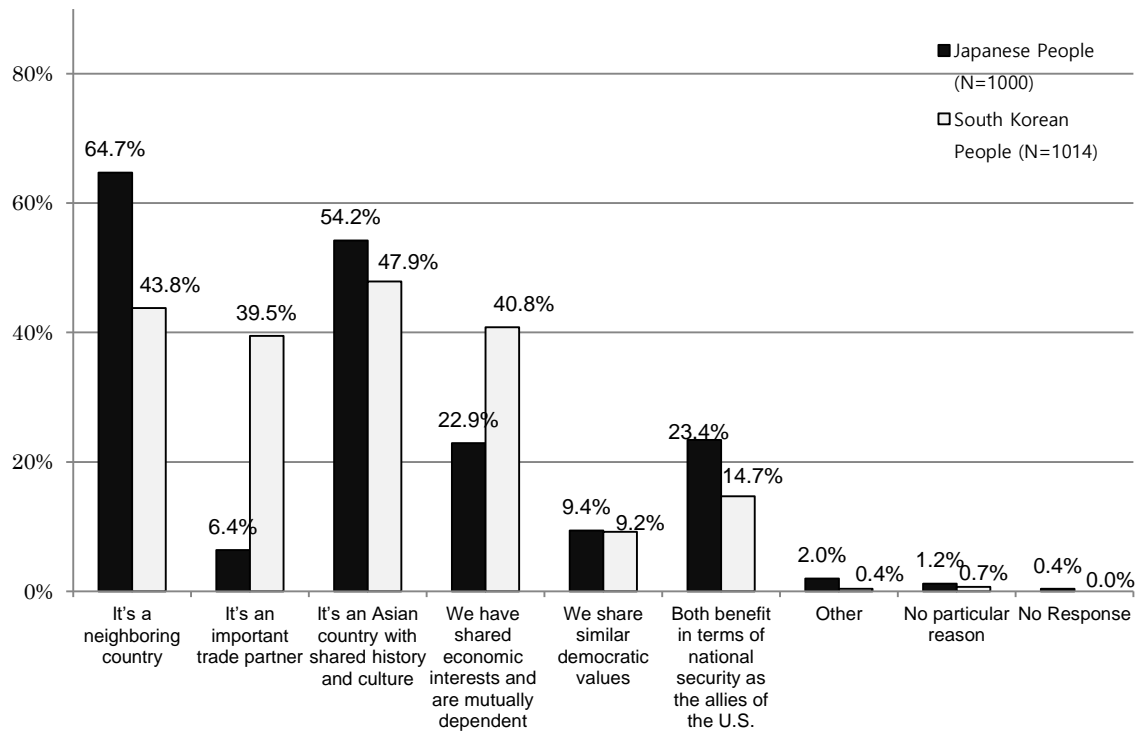
### 3-3. The Importance of South Korea-Japan Relations

**Eighty percent of South Koreans and 60% of Japanese people stated that ROK-Japan relations are “important,” a decrease from the previous year. This number indicates a six-year record low for Japan. While Japanese people believe that their relations with South Korea are significant because it is either “a neighboring country” or “the same Asian country,” many South Koreans think the importance of the relationship is economic and commercial.**

**【Figure 10. How important are South Korea-Japan relations?】**



**【Figure 11. Why are South Korea-Japan relations important?】**



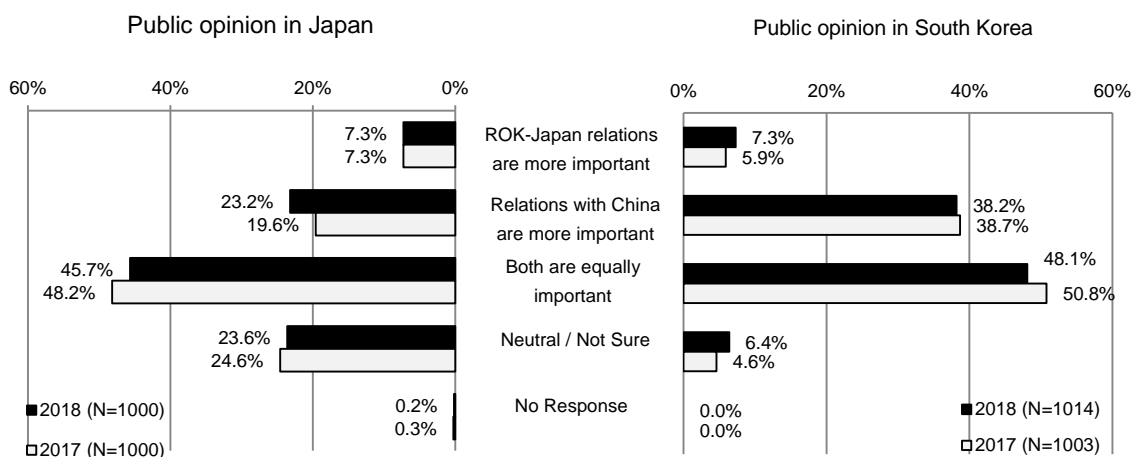
### 3-4. “Importance” and “Affinity” in South Korea-Japan Relations Compared to Relations with China

Over 40% of Japanese people surveyed and 50% of South Koreans said that South Korea-Japan relations and relations with China are equally important. Among South Koreans, about 40% (38.2%) responded that ROK-China relations are more important than ROK-Japan relations. About half that number of Japanese respondents (23.3%) indicated that Japan-China relations are more important than Japan-ROK relations.


The percentage of Japanese respondents who said they feel closer to South Korea than China has decreased by approximately 20% over the past three years. About 20% of South Koreans surveyed indicated that they feel closer to Japan, which was lower than the percentage of South Koreans who said they felt closer to China.

The poll also suggests that 60% of both South Koreans and Japanese people feel closer to the US than to China.

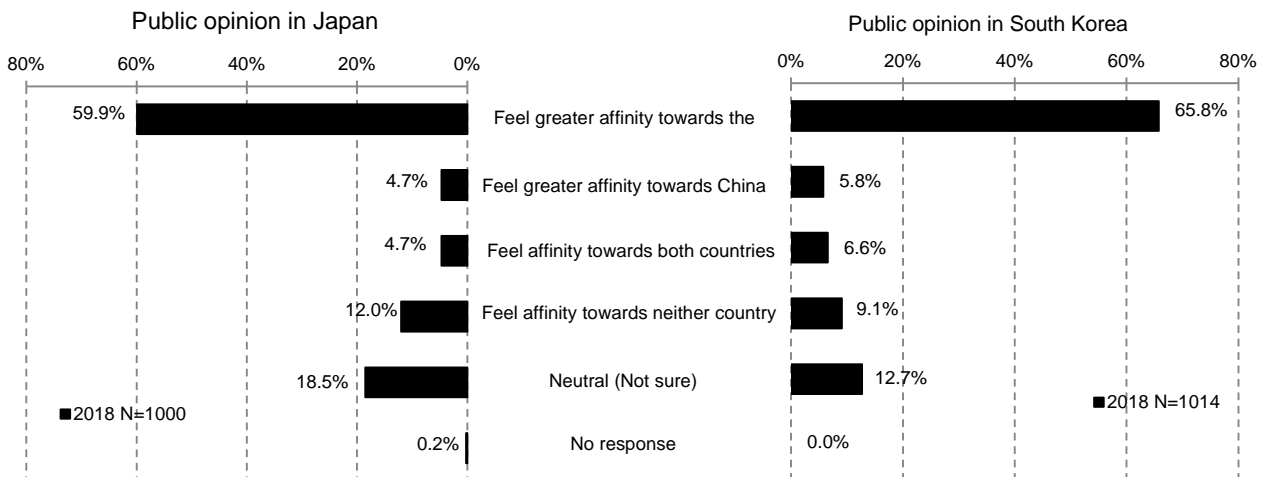
【Figure 12. Which relationship do you feel is more important?】



**【Figure 13. Do you feel greater affinity towards South Korea/Japan or China?】**



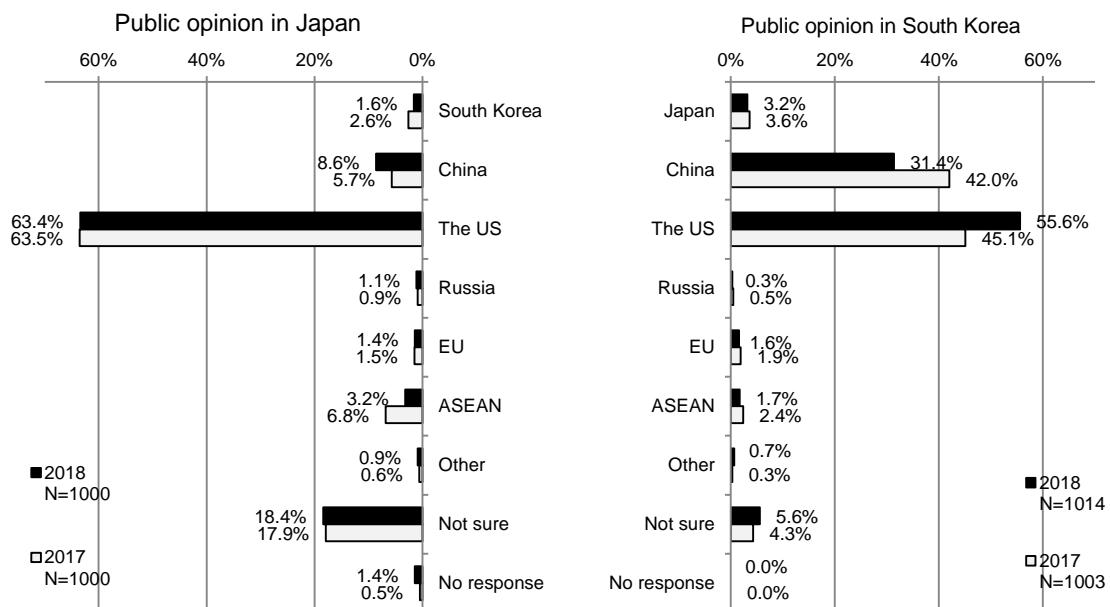
**【Figure 14. Do you feel greater affinity towards the US or China?】**



### 3-5. Which Countries are Important to Your Own Nation's Future?

Both South Korean and Japanese people view “the US” as the most important country for their own nation’s future. More than 60% of Japanese people surveyed chose the “the US” over other countries in response to this question. More than 50% of South Koreans chose “the US”, while only 30% chose “China”. This shows a decrease of 11% compared to last year for both answers. On the other hand, only a small number of South Koreans and Japanese people chose Japan or South Korea as important for their own country’s future.

【Figure 15. Which country or region is the most important to the future of your own?】

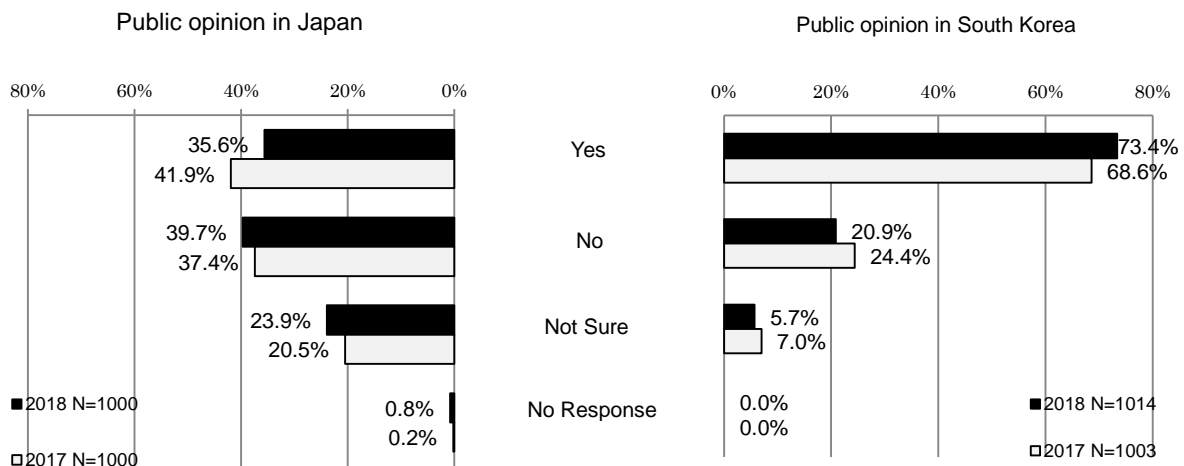


## 4. Non-governmental exchanges

### 4-1. Do South Koreans and Japanese People Want to Visit Each Other?

Thirty percent of Japanese people surveyed said that they “want to visit South Korea,” suggesting a decreasing trend from the previous year, and for the first time since the survey has been conducted a higher number of people responded that they “do not want to visit South Korea.” On the other hand, over 70% of South Korean respondents said that they want to visit Japan, showing a continued increasing trend over the past four years.

【Figure 16. Do you want to visit South Korea/Japan?】



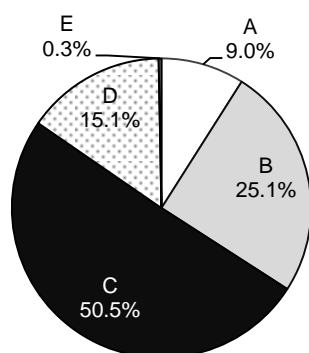
## 5. Views on the Unified Korean Team at the PyeongChang Olympics

### 5-1. What do you Think of the Koreans Playing as a Unified Team at the PyeongChang Olympics?

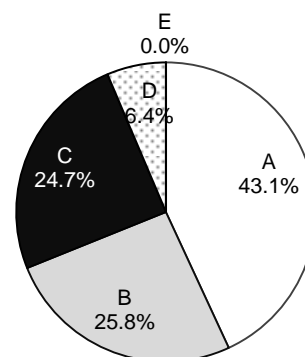
About half of the Japanese people surveyed responded that “the Olympics should be separate from politics.” On the other hand, while 40% of South Koreans had positive views about the unified South-North Korean team, over half responded either that they couldn’t sincerely support the team or that the Olympics had been abused to fulfill political goals.

【Figure 17.How do you feel about the Koreans playing as a unified team at the PyeongChang Olympics?】

Public Opinion in Japan (N=1000)



Public opinion in South Korea (N=1003)



- A** Very Positive
- B** It had good intentions but I couldn't sincerely support the team.
- C** The Olympics should be separate from politics
- D** Not Sure
- E** No Response



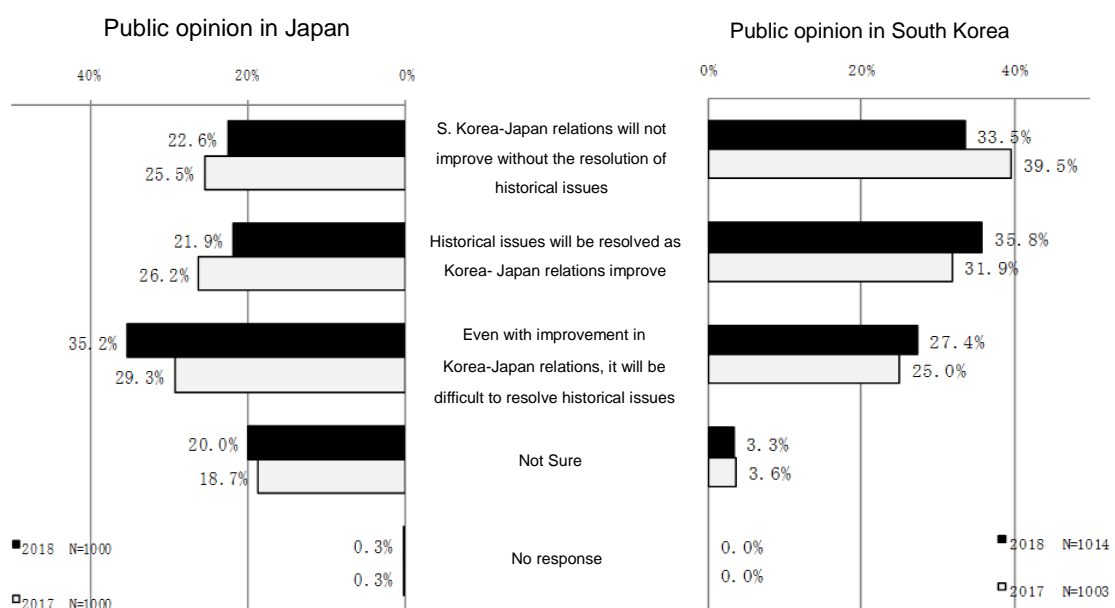
## 6. Views of Historical Issues between Japan and South Korea

### 6-1. Can Relations Improve between South Korea and Japan without the Resolution of Historical Issues?

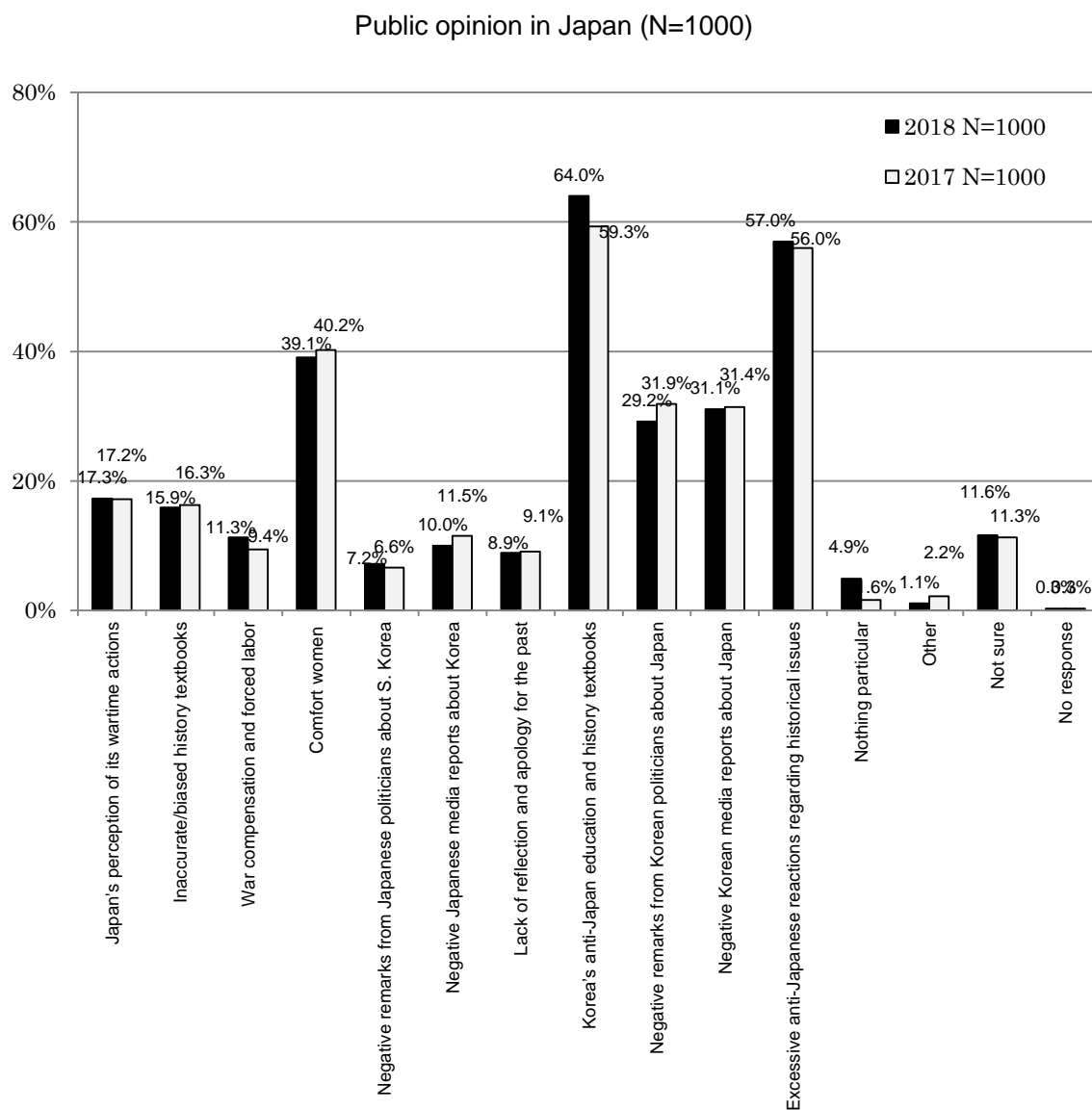
The poll suggested an increase in the number of Japanese people skeptical about the potential for resolution of the historical issues between the two countries. On the other hand, South Koreans were more optimistic, with more people responding that “historical issues will be resolved as South Korea-Japan relations are improved,” than the previous year. The percentage of people who answered “South Korea-Japan relations will not be improved without the resolution of historical issues” was down from last year.

As for issues of historical awareness that need to be resolved, both Japanese people and South Koreans gave the same responses as the last year. Most of the Japanese respondents felt that South Korea’s “anti-Japan education” and “anti-Japan actions” must be resolved, while most South Koreans thought that the main issues were “comfort women,” “history textbooks,” and “Japan’s historical awareness”.

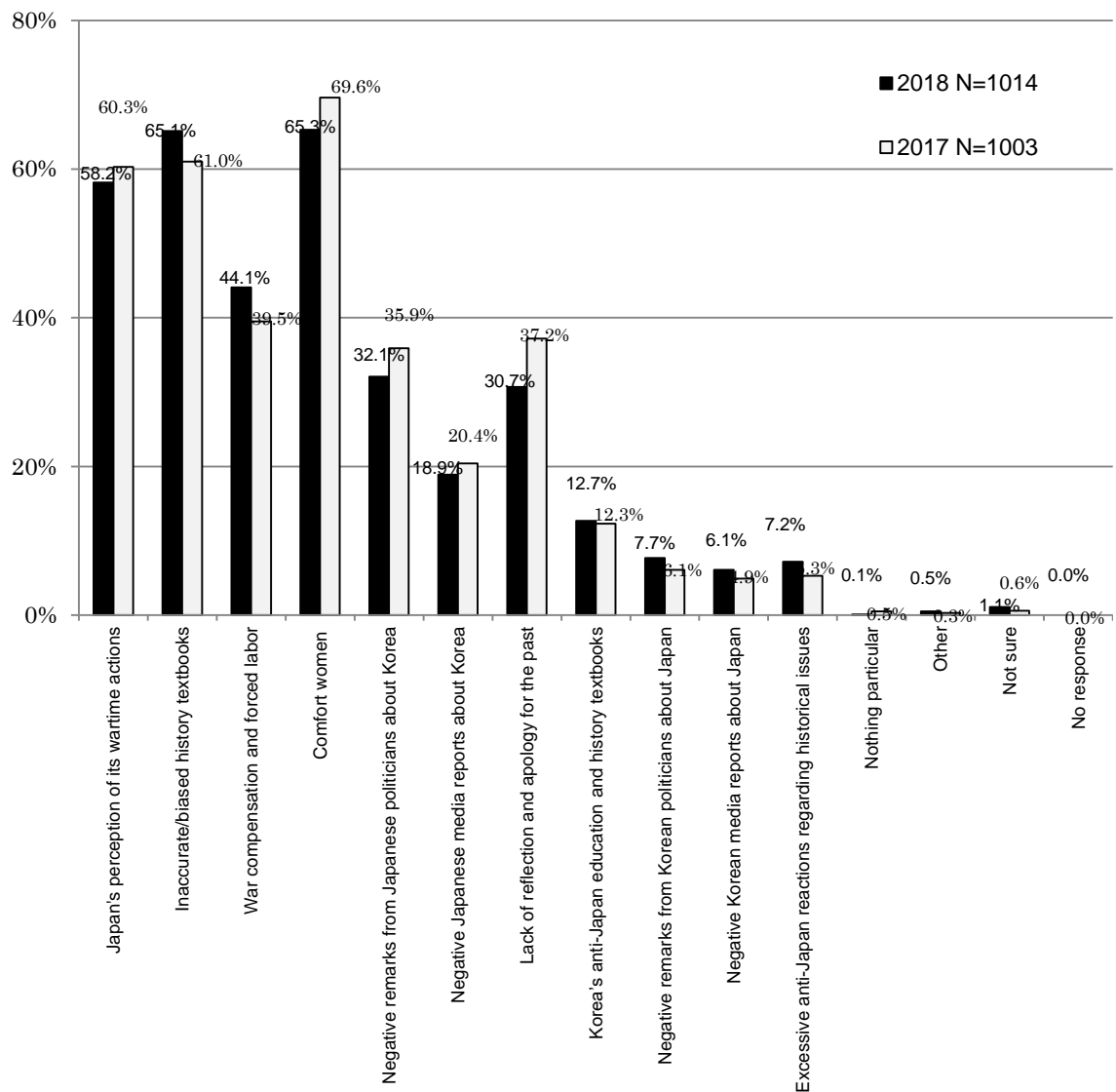
【Figure 18. Can relations improve between South Korea and Japan without the resolution of historical issues?】



**[Figure 19. What issues must be resolved to further South Korea-Japan relations?]**



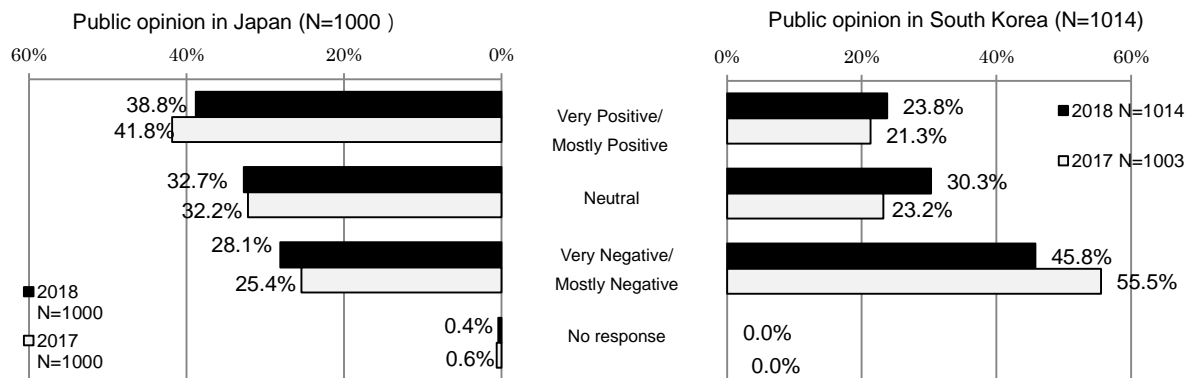
# Public opinion in South Korea (N=1014)



## 6-2. How Do You Feel about the “Comfort Women” Agreement?

While about 40% of Japanese people surveyed had a positive view of the 2015 “Comfort Women” agreement made between South Korea and Japan, this number has been decreasing since last year. Forty percent of South Koreans surveyed had a negative view of the agreement, a decrease of 10 percentage points from last year.

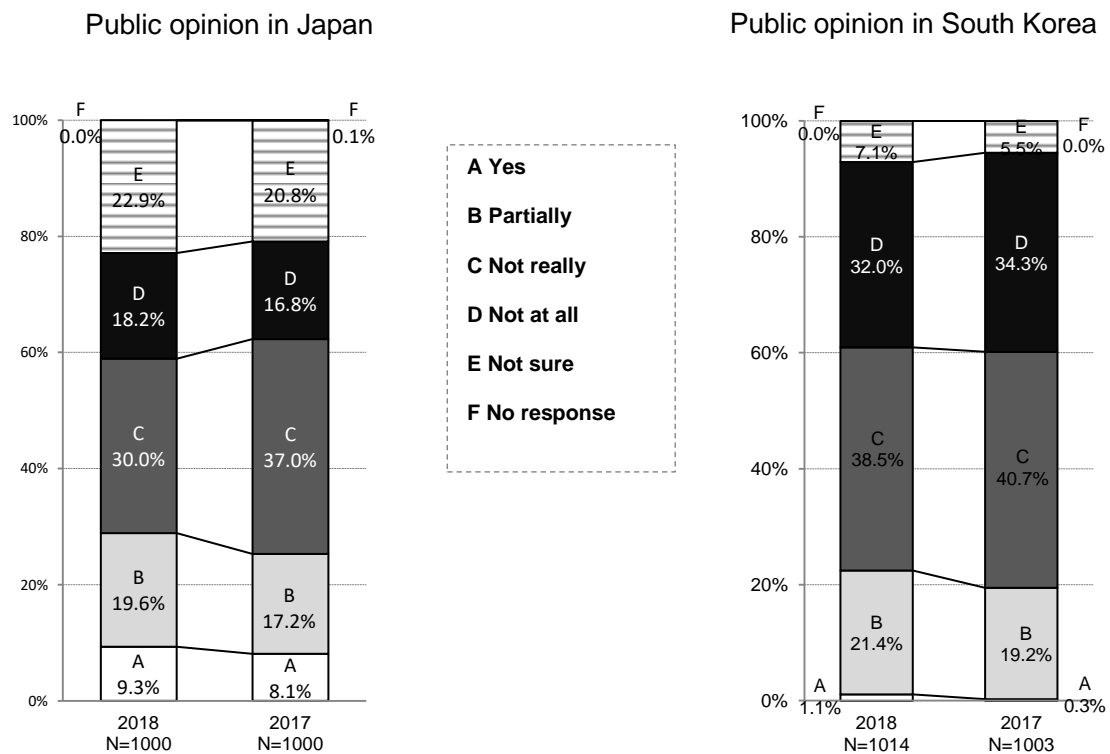
【Figure 20. How do you feel about the “comfort women” agreement?】



### 6-3. Has the “Comfort Women” Issue Been Resolved?

Despite the agreement concluded between the South Korean and Japanese governments, 50% of Japanese people and 70% of South Koreans surveyed believe that the “comfort women” issue has not yet been resolved. However, both of these percentages were slightly down from last year.

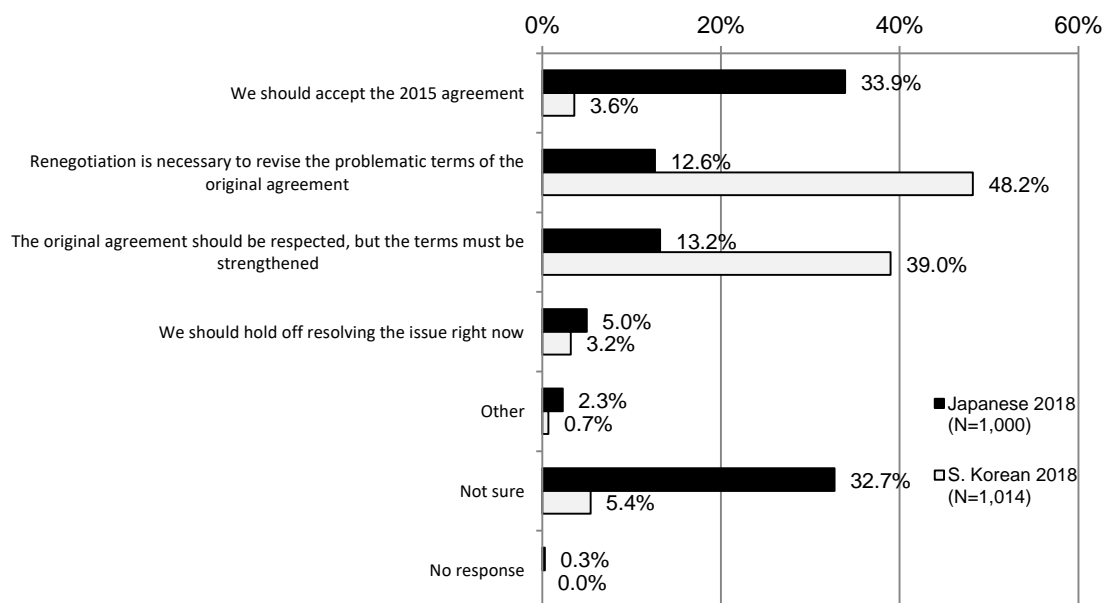
【Figure 21. Has the “comfort women” issue been resolved?】



#### 6-4.How should the “Comfort Women” Issue Be Resolved?

About 30% of Japanese people surveyed stated that they think South Korea must accept the 2015 South Korea-Japan “Comfort Women” Agreement, but 25.8% also believe that renegotiation to add additional measures is necessary to either revise or strengthen the agreement. Meanwhile, about half of South Koreans surveyed stated they feel “renegotiation is necessary to revise the terms of the agreement.” Moreover, 40% of South Koreans responded “we should accept the agreement but the terms must be strengthened with additional measures”. A total of 90% of the South Koreans surveyed indicated that there is a need for additional measures to fully resolve the “comfort women” issue.

【Figure 22. How should the “comfort women” issue be resolved?】

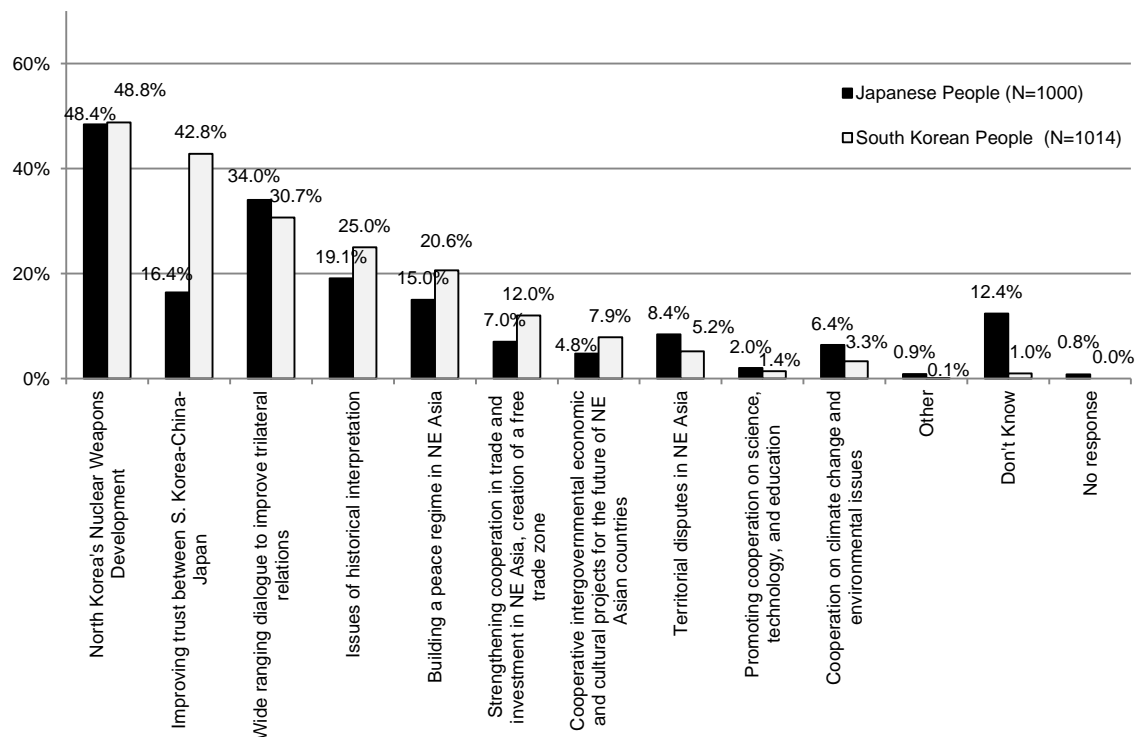


## 7. Diplomatic Relations

### 7-1. What Should Be Discussed at the Korea-China-Japan Summit?

The Korea-China-Japan summit was resumed in 2018. Although most South Korean and Japanese people regard the North Korea problem as the biggest issue that should be discussed at this event, the percentages of respondents selecting this option declined by more than 10 points since last year. Thirty percent of Japanese people surveyed stated they expect “wide ranging dialogue for the improvement of South Korea-China relations” and 40% of South Koreans expect the “improvement of trust in the relationship between South Korea, China and Japan”.

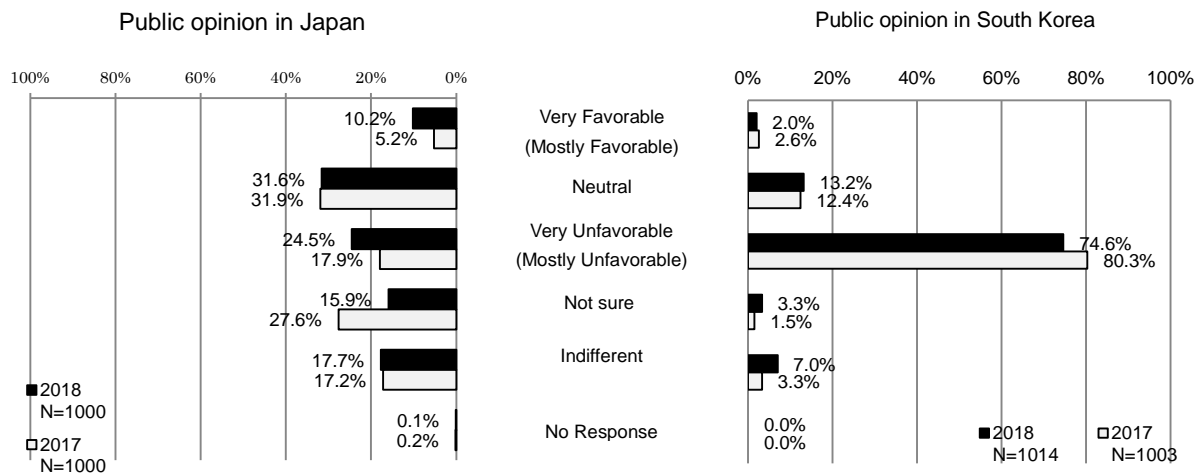
【Figure 23.What should be discussed during the South Korea-China-Japan summit?】



## 7-2. What is your Impression of South Korea/Japan's Leadership?

The highest response to President Moon Jae In was “neither good nor bad,” suggesting that Japanese people have not yet fully formed an impression of Moon. Although the “bad impression” South Koreans have of Prime Minister Abe has decreased since last year, it remains above 70%.

【Figure 24.What is your impression of South Korea/Japan's leadership?】



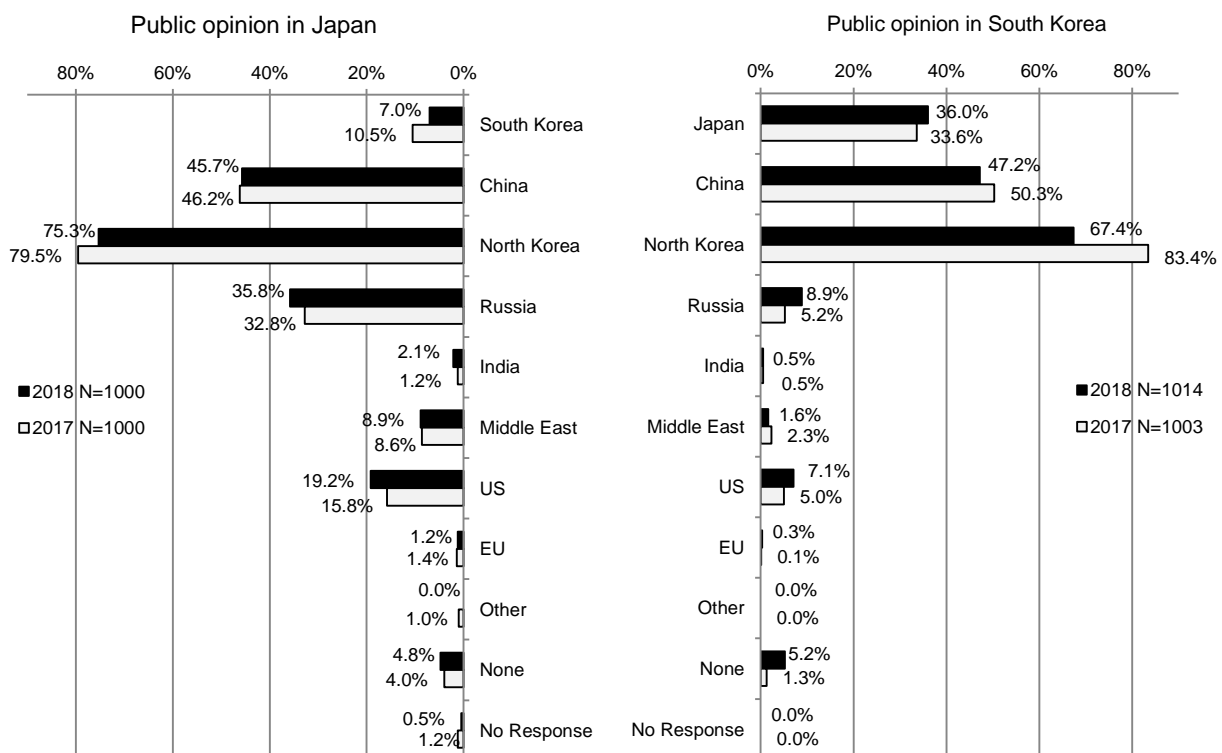


## 8. Military and Security in East Asia

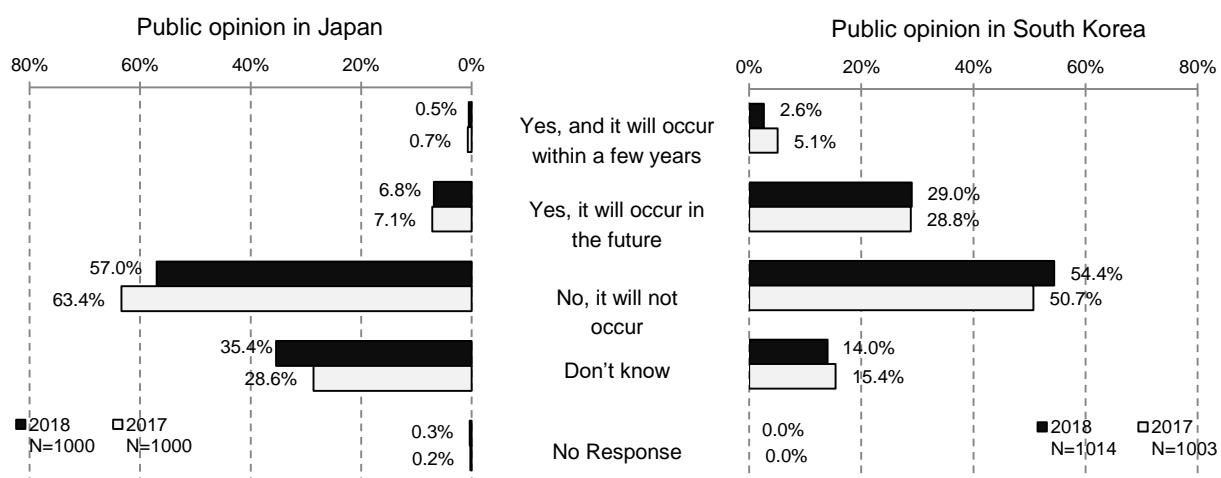
### 8-1. Which Countries or Regions do you Feel Pose a Military Threat to your Country?

About 70% of South Koreans and Japanese people surveyed feel threatened by North Korea's military, but this response rate in South Korea was 16% lower in 2018 following the inter-Korean summit, which addressed the North Korean nuclear issue and the future of the Korean Peninsula. Thirty percent of South Koreans still consider Japan a military threat. Sixty percent of Japanese people surveyed responded that a military dispute between South Korea and Japan "will not occur". However, about 30% of South Korean respondents worry that a dispute will occur "within a few years," or "in the future".

【Figure 25. Which countries or regions do you feel pose a military threat to your country?】



**【Figure 26. Do you think a military conflict will occur between South Korea and Japan?】**



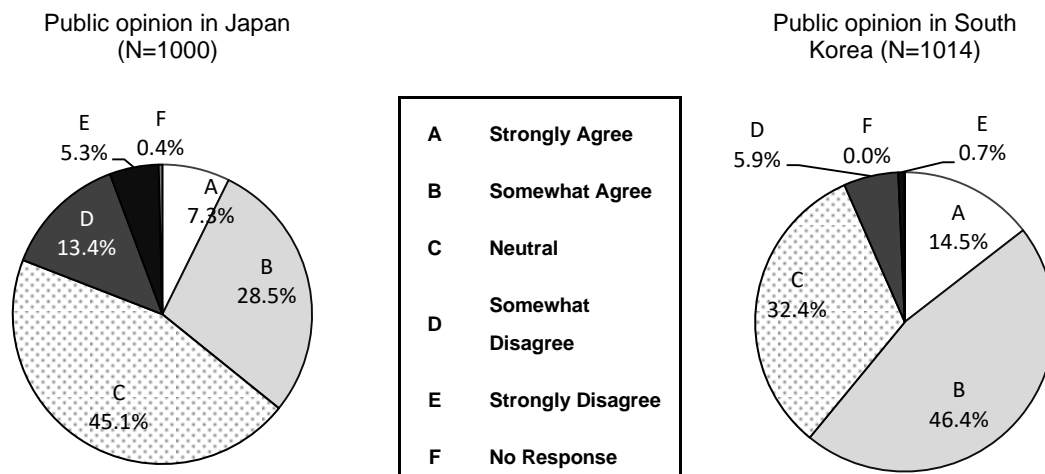
## 8-2. Do you Support Strengthening Security Cooperation between the US, Japan, and South Korea?

About 40% of Japanese people surveyed indicated that they would support strengthening security cooperation between South Korea and the US, while 40% said that they were neutral about the issue. On the other hand, about 60% of South Koreans surveyed said they would approve of the strengthening of trilateral security cooperation between South Korea, Japan, and the US.

Sixty percent of Japanese people and 80% of South Koreans surveyed approve of increased cooperation because it is “essential to peace and stability on the Korean Peninsula,” and about 40% of both Japanese and South Koreans want increased cooperation “in order to respond to the rise of China”.

Over 50% of South Koreans surveyed oppose cooperation because of “distrust over historical issues,” and because they fear it will “increase tensions on the Korean Peninsula”.

**【Figure 27. Do you agree that there should be increased security cooperation between South Korea, Japan, and the US?】**



## 9.The Problem of North Korea’s Nuclear Weapons Development

### 9-1.The Problem of North Korea’s Nuclear Weapons Development

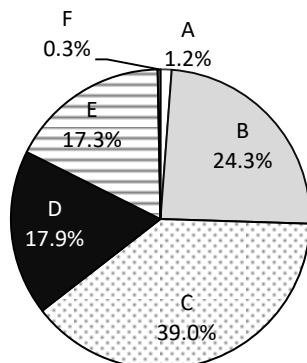
North Korea agreed to the complete denuclearization of the Korean Peninsula through the diplomatic efforts of the US-North Korea summit, but only 1% of Japanese people surveyed indicated that they expect this will lead to “complete denuclearization”. Additionally, about 60% of Japanese people surveyed said that “the agreement alone is not enough to make a determination,” or “denuclearization efforts will not succeed”.

In contrast, about 60% of South Koreans are generally more positive and believe that “denuclearization will succeed” or “it will succeed but take a long time.”

There was also a remarkable difference in opinion on the process of achieving denuclearization. This year, while over 60% of Japanese respondents thought that “resolving the issue will be difficult”, the number of South Koreans who felt this way decreased from 71.3% in 2017 to 48% in 2018, a 23.2 point reduction. When the combined responses of those who predicted that issue will be “resolved this year” and “resolved within 10 years” were tallied, the number of people who think the issue will be resolved within 10 years exceeded 60%.

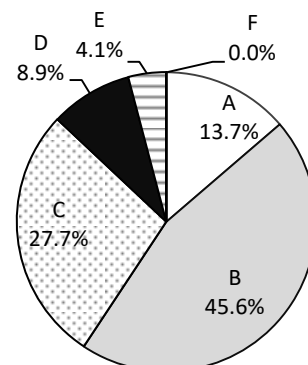
【Figure 28.Will the denuclearization of the Korean Peninsula succeed?】

Public opinion in Japan (N=1000)

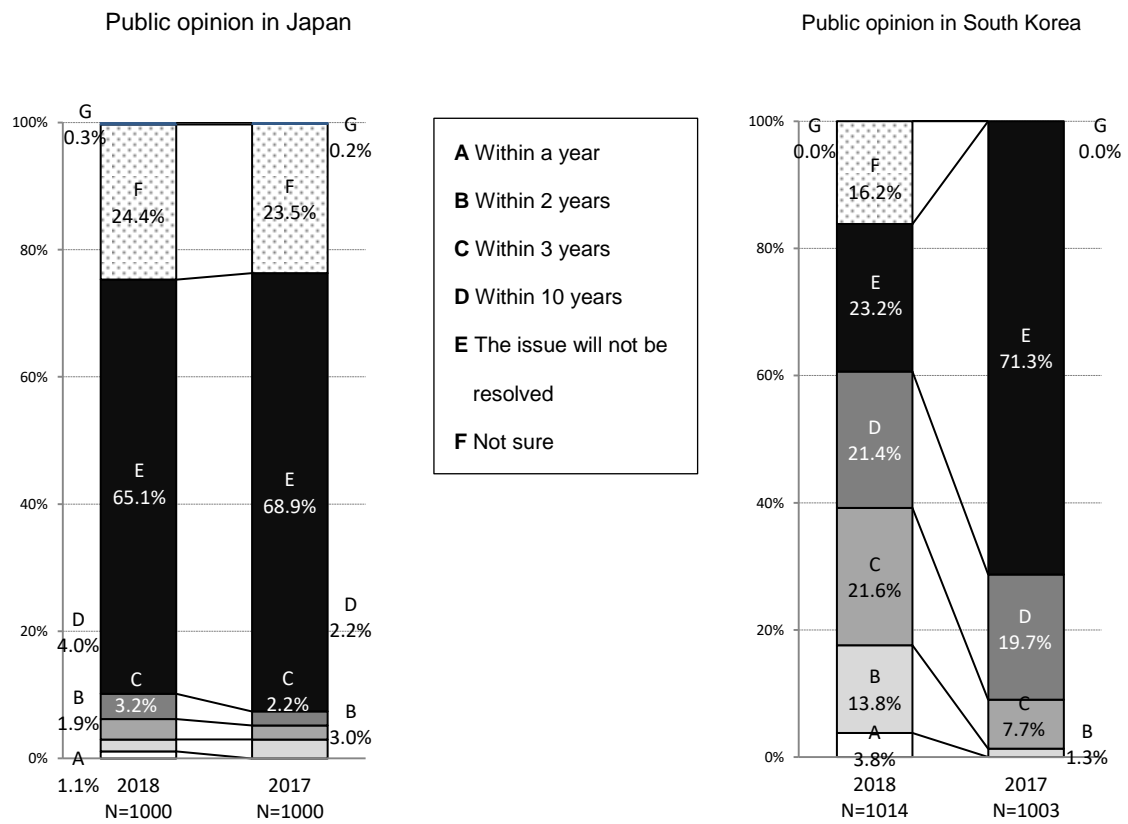


- A Denuclearization will succeed as agreed upon.
- B Denuclearization will succeed but it will take a long time.
- C The agreement alone is not enough to make a determination.
- D Denuclearization efforts will not succeed.
- E Not sure
- F No response

Public opinion in South Korea (N=1014)



**【Figure 29. When do you expect the North Korea nuclear problem will be resolved?】**



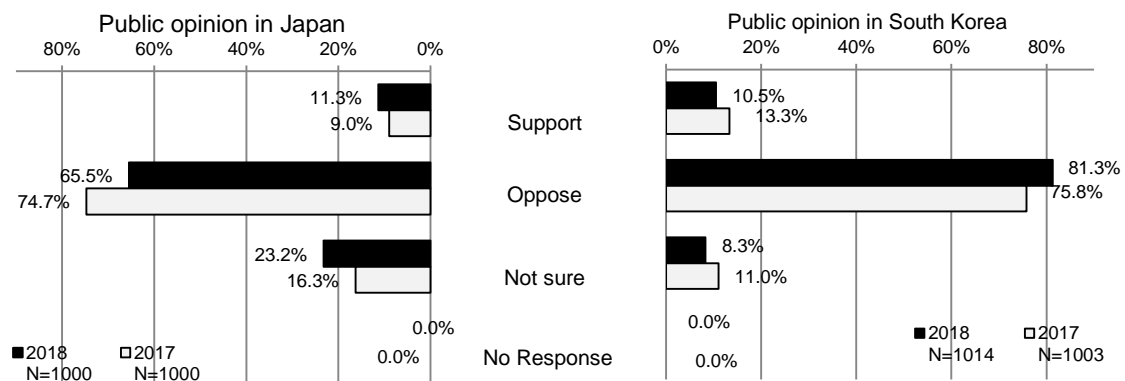
## 9-2. Do you Support South Korean or Japanese Possession of Nuclear Weapons?

We also explored the level of public support within South Korea and Japan for developing domestic nuclear weapons programs in the event that North Korea does not denuclearize.

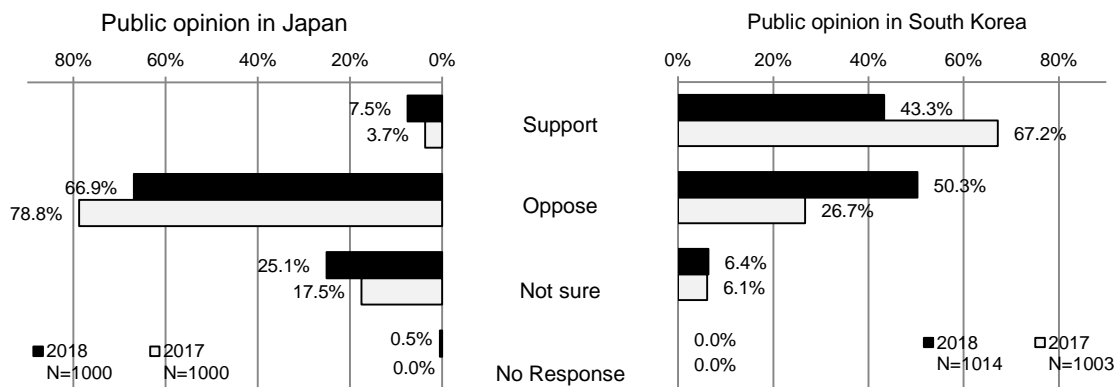
First, this year over 60% of Japanese respondents said they “oppose” the development of a domestic program, a nine percentage point decrease from last year. Eighty percent of Koreans surveyed “oppose” such a program.

The question of developing domestic nuclear weapons has somewhat receded from the public consciousness over the last few years in Korea. In 2018, more than 40% of South Koreans indicated “support” for a domestic nuclear arsenal, a drop of over 20 percentage points from 2017. Although more than 60% of Japanese people surveyed said that they object to nuclear weapons in South Korea, this number was lower than the previous year.

**【Figure 30. Do you support or oppose a Japanese nuclear weapons program?】**



**【Figure 31. Do you support or oppose a South Korean nuclear weapons program?】**



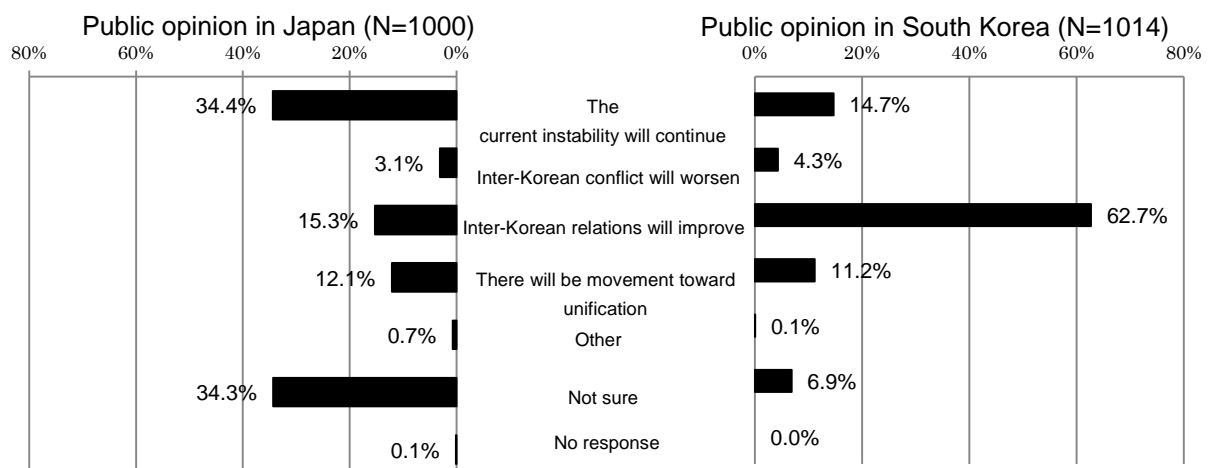
## 10. The Future of the Korean Peninsula

### 10-1. What will the Korean Peninsula Look Like in the Future?

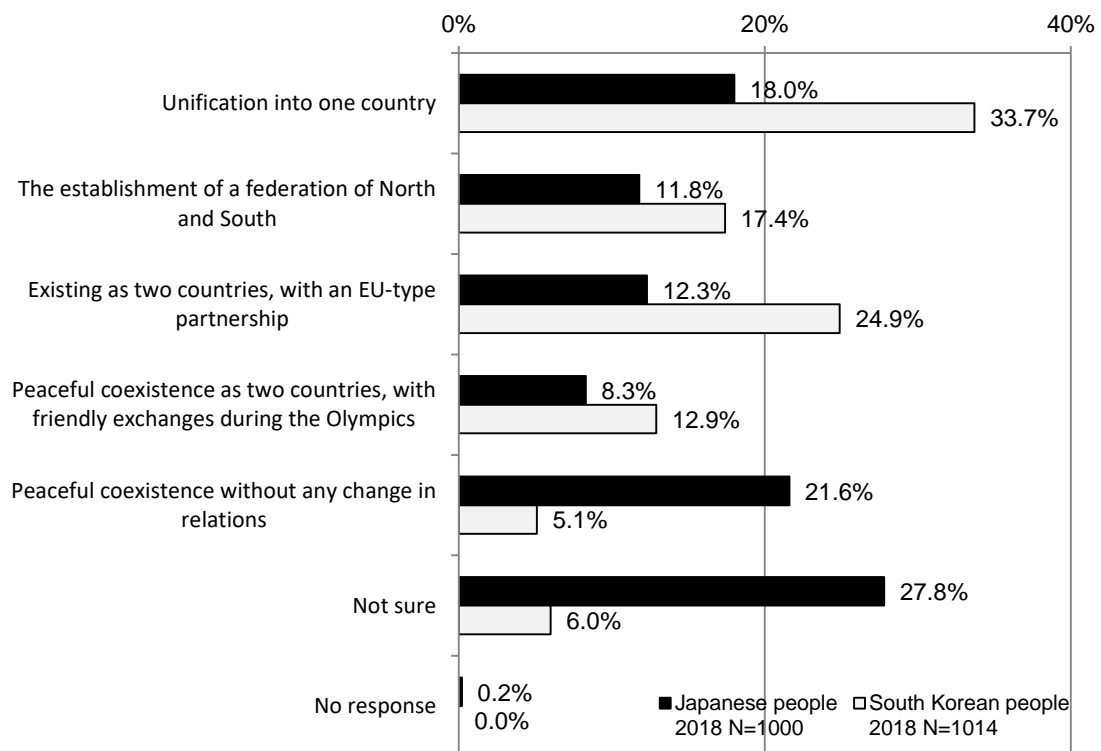
When asked about the future of the situation on the Korean Peninsula, nearly 40% of Japanese people surveyed responded that in the next ten years it will “continue to be unstable” or “the inter-Korean conflict will deepen,” while 30% responded that they “don’t know”. Meanwhile, more than 60% of South Koreans surveyed predicted that inter-Korean relations will improve, showing more optimism than the Japanese respondents. Around 10% of Japanese and South Korean respondents said that “there will be movement toward unification”. Just 5.1% of South Koreans thought that “the current instability will continue.”

Approximately 30% of Japanese people surveyed who selected the response “I don’t understand the fast changes on the Peninsula” to a different question also indicated they “did not know” what their ideal vision for the future of inter-Korean relations was. Twenty percent of Japanese respondents stated that their ideal vision for the future of inter-Korean relations was “peaceful inter-Korean coexistence”. On the other hand, 30% of South Koreans responded that their ideal vision for the future was “unification into one country”, and if we include those who responded “two separate states under a sovereign federal government”, then over half of all South Koreans support taking steps towards unification. Twenty percent of South Koreans surveyed said they hope that the North and South Korea will “exist as two countries with an EU-type partnership.”

**【Figure 32. What will the Korean Peninsula look like in 10 years?】**



**【Figure 33. What do you think is the most ideal future for inter-Korean relations and the Korean Peninsula?】**

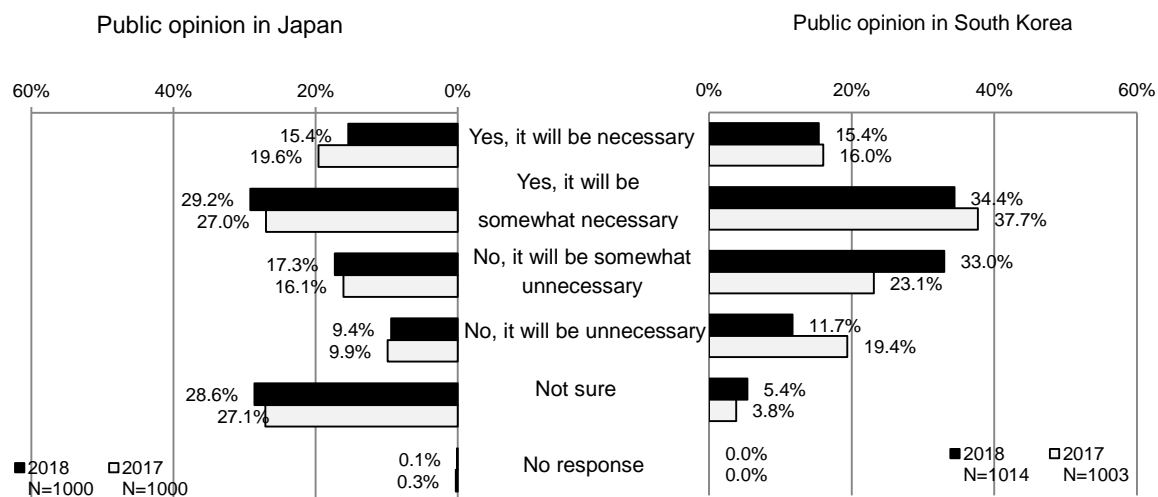




## 10-2. Will the Existence of USFK be Necessary after Peace and Unification Occur?

Almost half of South Koreans and over 40% of Japanese people surveyed stated they think that the existence of USFK will continue to be “necessary” after the peaceful unification of the Peninsula. However, more than forty percent of South Koreans said that USFK would be “unnecessary”, showing that public opinion on the issue remains as divided as ever.

【Figure 34. Will the existence of USFK be necessary after peace and unification occur?】

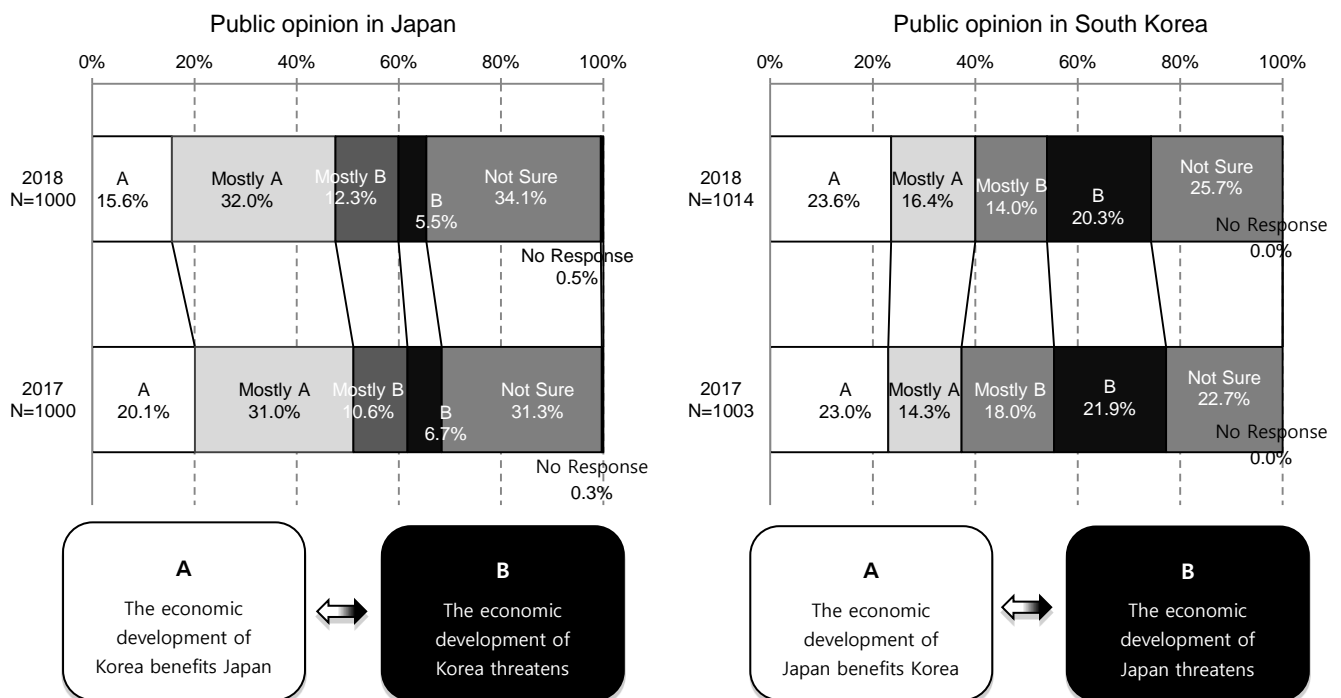


## 11. South Korea-Japan Economic Relations

### 11-1. How would the Economic Development of South Korea/Japan Affect your Country?

About half of the Japanese people surveyed believe that the economic development of South Korea will have a positive influence on Japan, but the percentage was down from last year. On the other hand, the percentage of South Koreans who think the economic development of Japan will have positive influence on South Korea increased, exceeding 40%.

【Figure 35. How would the economic development of South Korea/Japan affect your country?】

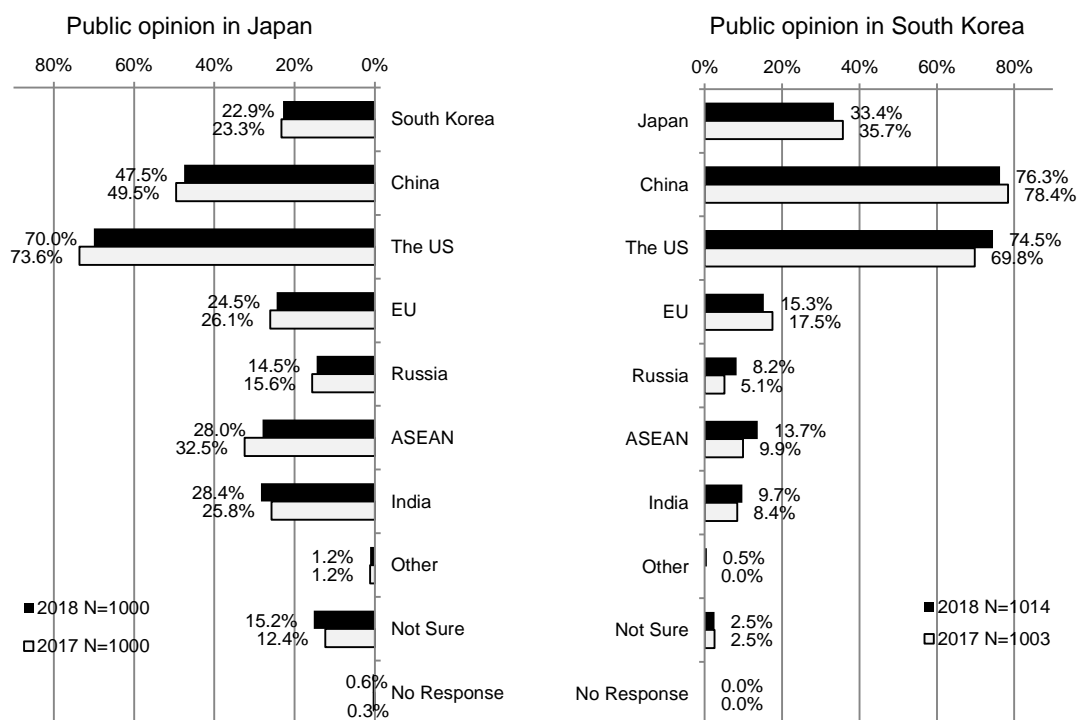


## 11-2. Which Countries or Regions are of Particular Economic Importance to your Own?

When asked which countries or regions were particularly important economically to their own countries, 70% of Japanese respondents chose “the US” followed by “China”. Around 20% to 30% of Japanese respondents chose “India,” “ASEAN,” “the EU,” or “South Korea” as economically important countries.

Eighty percent of South Koreans chose “China” as a particularly important country, while 70% chose “the US”, showing just a slight difference. “Japan” was a distant third, with just 30% of respondents choosing this answer. South Korean responses were mostly concentrated in three countries: the US, China, and Japan.

【Figure 35. Which countries or regions are of particular economic importance to your own?】



## 12. South Korea, China, and Japan's Influence on Asia over the Next 10 Years

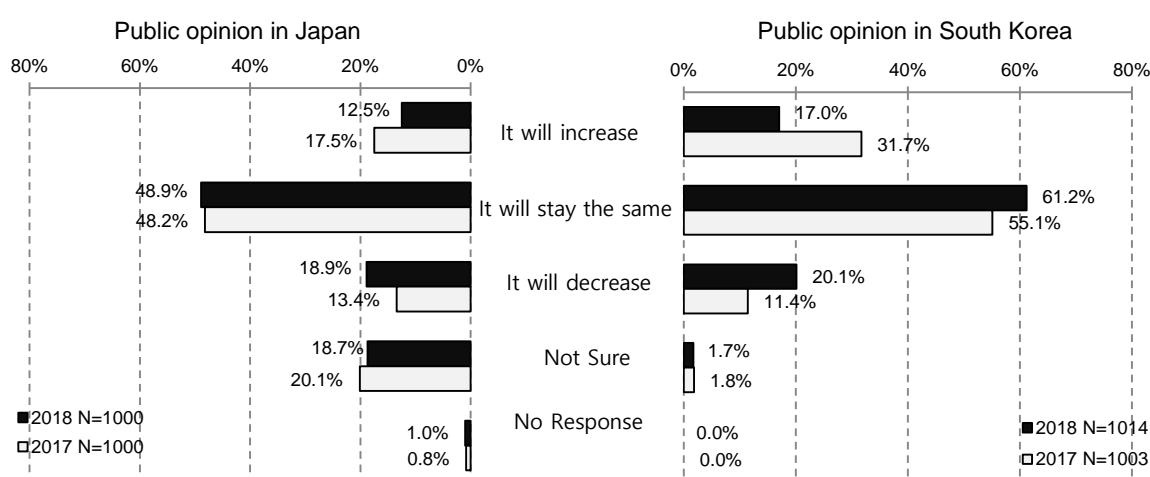
### 12-1. South Korea, China, Japan's Influence on Asia over the Next 10 Years

When asked how each country's influence throughout Asia might change over the next 10 years, most of the South Korean and Japanese people surveyed predicted that Japan's influence would stay the same. But the poll suggested that the percentages of both South Koreans and Japanese people who believe that Japan will wield less influence in the future are increasing.

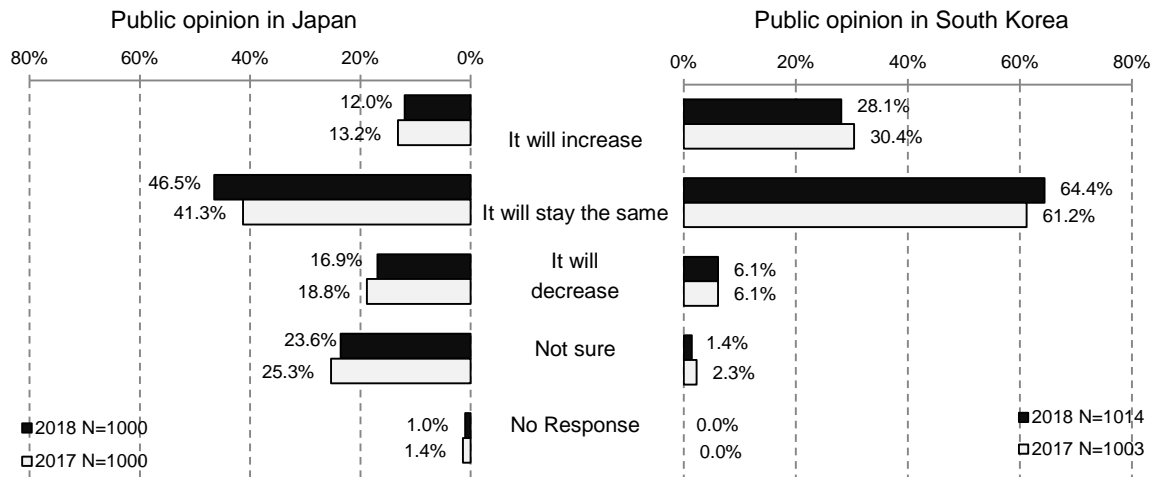
Over 40% of the Japanese and 60% of the South Korean respondents answered that South Korea's influence would stay the same. The majority of respondents from both countries predicted that China's influence will grow. But the poll showed that there is a smaller percentage of South Koreans who believe that China's influence will increase compared to the previous year.

Most Japanese and South Korean respondents expect that the influence of the US will stay the same, while 30% of both Japanese people and South Koreans surveyed believe that it will grow.

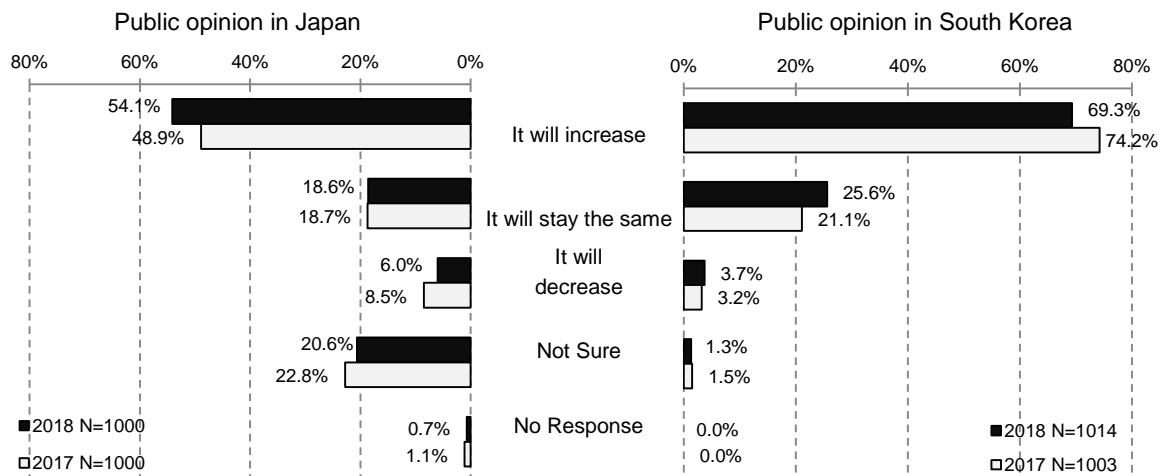
【Figure 37. How will Japan's influence in Asia change over the next 10 years?】



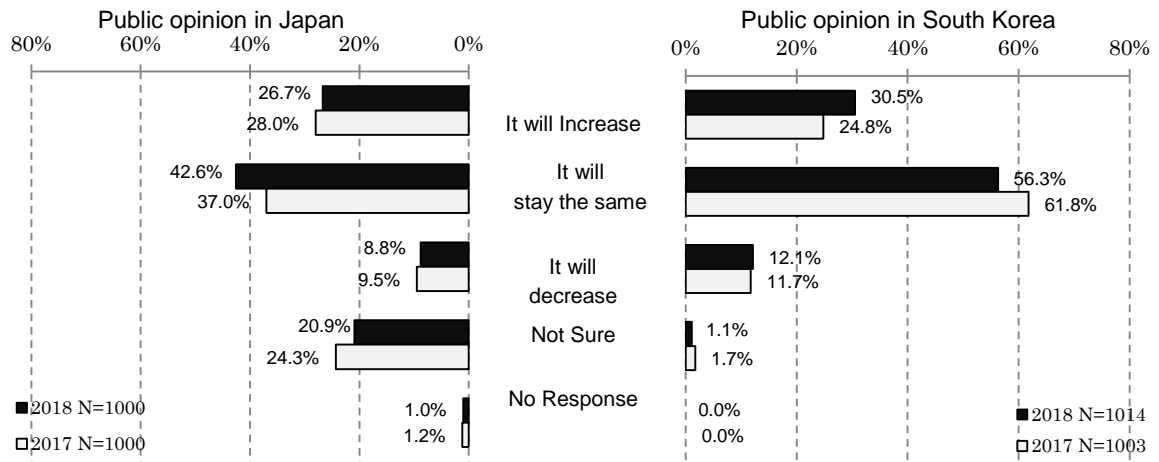
**【Figure 38. How will South Korea's influence in Asia change over the next 10 years?】**



**【Figure 39. How will China's influence in Asia change over the next 10 years?】**



**【Figure 40. How will US influence in Asia change over the next 10 years?】**

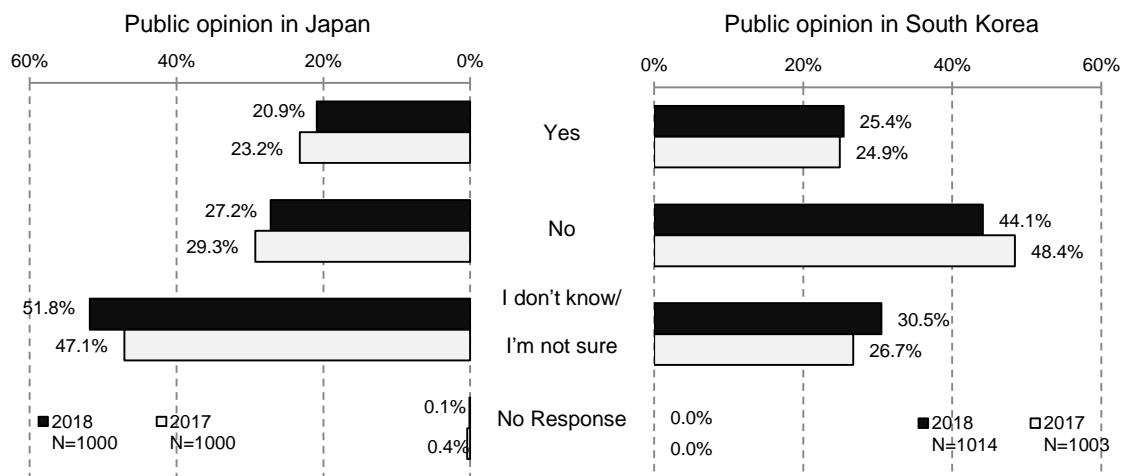


### 13. Media Reports and Internet Polling

#### 13-1. Is Media Reporting on ROK-Japan Relations in Your Country Objective and Fair?

Most of the Japanese respondents surveyed selected “I don’t know/Not sure” in response to the question of whether media reports on ROK-Japan relations in Japan are objective and fair. Most South Koreans responded “no” to the same question, but the percentage of respondents answering “no” decreased from the previous year.

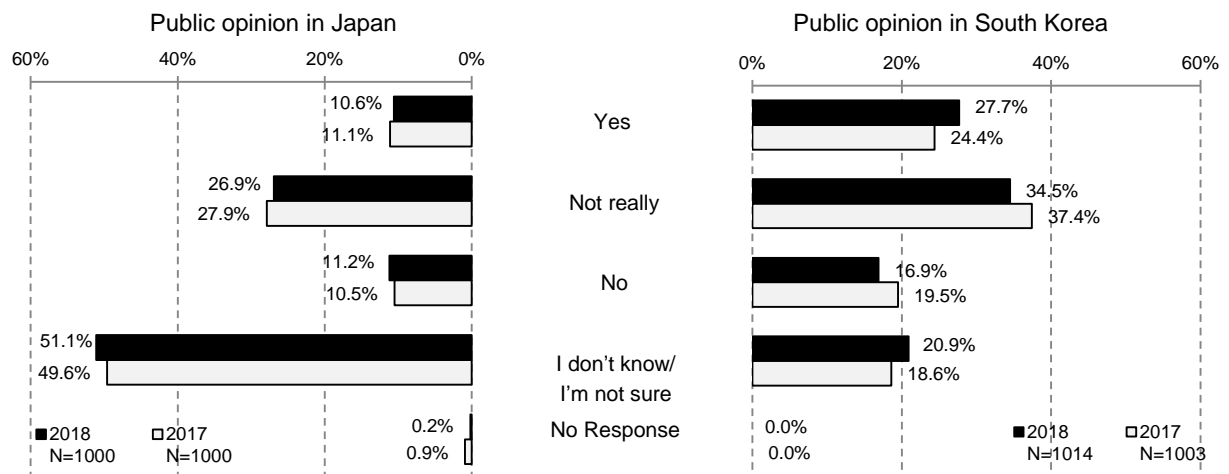
【Figure 41. Is media reporting on ROK-Japan relations in your country objective and fair?】



## 13-2. Does Online Public Opinion Accurately Reflect the Popular Consensus in your Country?

About 40% of Japanese and 50% of South Korean respondents indicated that online public opinion does not accurately reflect the popular consensus. Thirty percent of South Koreans responded that online public opinion does accurately reflect the popular consensus, while just 10 percent of Japanese respondents said so.

【Figure 42. Does online public opinion accurately reflect the popular consensus?】



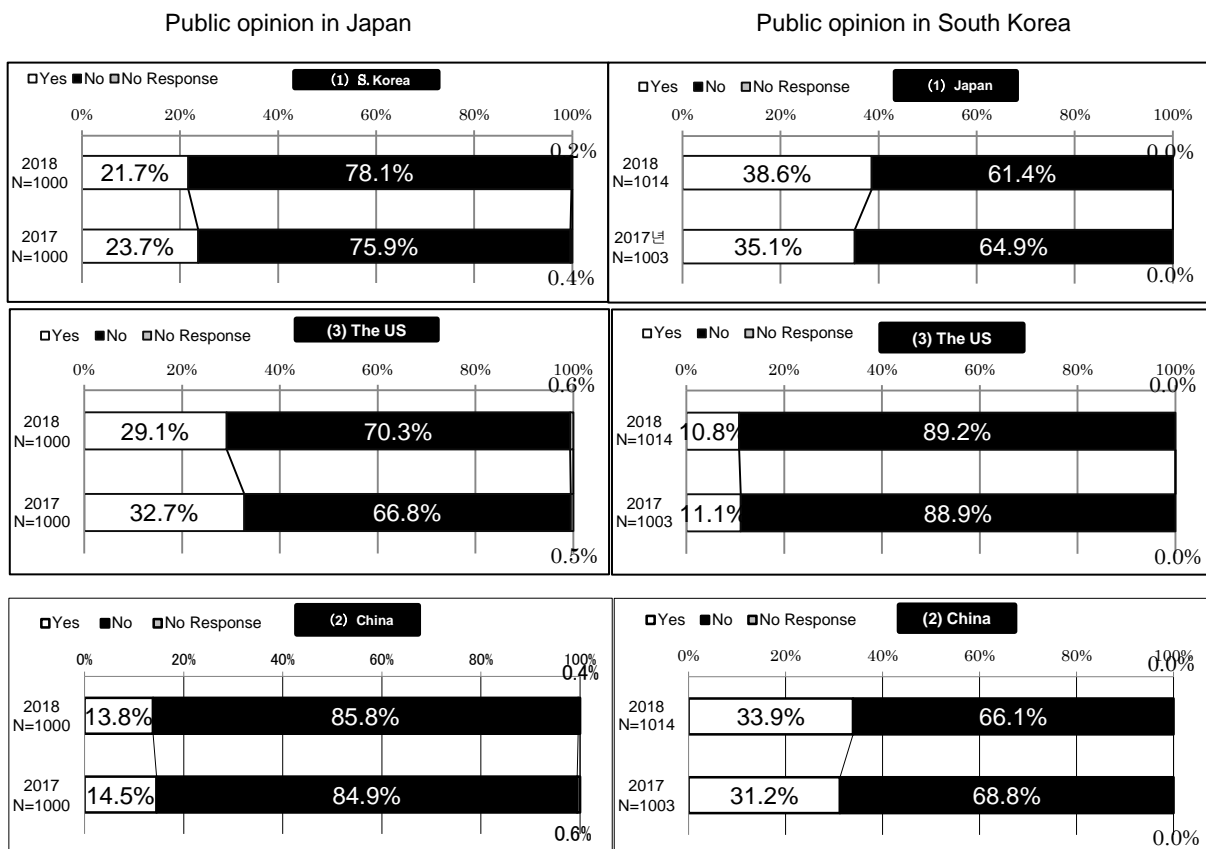


## 14. Background of Mutual Perceptions between South Korea and Japan

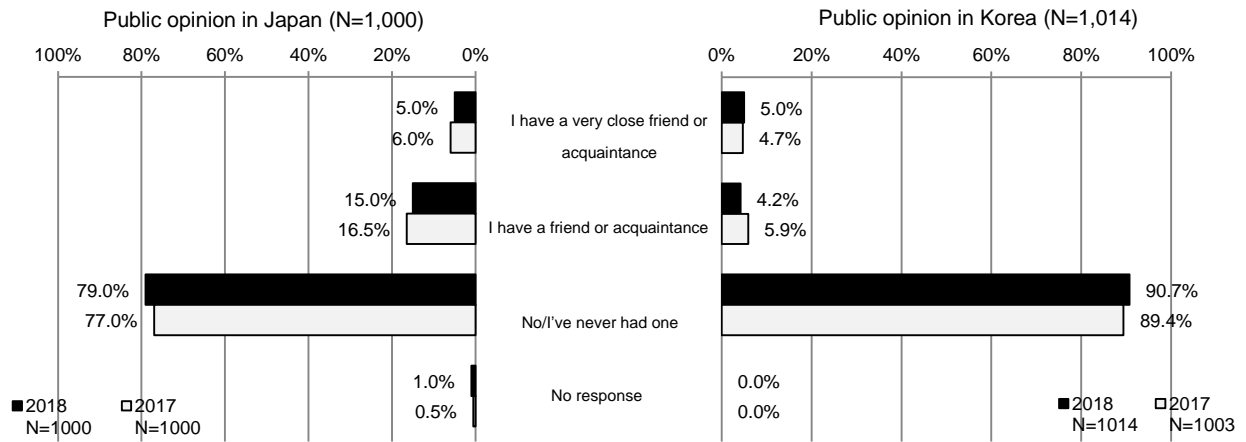
### 14-1. Direct Interaction between South Korean and Japanese People

Only 20% of the Japanese people surveyed said they had visited South Korea before. Meanwhile, about 40% of South Koreans respondents had visited Japan. Of the Japanese respondents who had visited South Korea, 40% said that they visited South Korea “11 years ago”, showing a decreasing trend, but over 70% of South Koreans answered that they visited Japan “within the past 5 years”. More South Koreans than Japanese people surveyed had visited China, but more Japanese than South Korean respondents had visited the US. Eighty percent of Japanese and 90% of South Korean respondents said that they did not have any acquaintances in the other country.

【Figure 43. Have you ever visited South Korea/Japan?】




**【Figure 44. Do you have any acquaintances in South Korea/Japan?】**



## 14-2. Where do you Get Information about ROK-Japan Relations or South Korea/Japan in General?

When asked where they get information about ROK-Japan relations or Japan/South Korea in general, 90% of both South Korean and Japanese people said that they acquire information about the other country from their domestic news media. About 60% of South Koreans and 40% Japanese respondents also indicated that they get information about the other country from “local TV dramas.” While over 40% of South Koreans responded that they get information about Japan from their “family, friends, or acquaintances”, only 20% of Japanese people said so, showing a significant difference between the two countries. Furthermore, most South Koreans and Japanese respondents said that they learn about the other country through “TV,” and about 30% of South Koreans and 20% of Japanese respondents said that they also acquire information from “mobile devices” and computers. On the other hand, only 10% of Japanese people and South Koreans get information on this subject from newspapers.

【Figure 45. Where do you get information about ROK-Japan relations and South Korea/Japan in general?】



	Survey in Japan	Survey in South Korea
<b>Region</b>	All regions in Japan	All regions in South Korea
<b>Target</b>	Aged 19 and above	Aged 20 and above
<b>Sampling Methods</b>	Designated 50 locations across Japan for sample collection. Collected 20 samples from each designated location. Considered the proportion of gender/age distribution.	Collected samples from 17 administrative districts. Allocated the required sample size to each center according to the population in each region, considering the proportion of gender/age distribution.
<b>Survey Methods</b>	Door-to-door visits	Face-to-face interviews
<b>Time Period</b>	2018.05.19~ 06.03	2018.05.21~ 05.31
<b>Valid Sample Size</b>	1,000	1,014
<b>Margin of Sampling Error</b>	--	Assuming a random sample, there is a confidence level of 95% with a sampling error of $\pm 3.1\%$
<b>Sample Description</b>	Male 48.3%, Female 51.7%	Male 49.7%, Female 50.3%
	Elementary, Middle School: 9.0% High School: 44.2% Junior college, technical schools: 20.3% College, University: 22.6% Graduate School: 1.5% Other: 1.7% No response: 0.7%	Elementary School: 5.9% Middle School: 7.5% High School: 41.2% University/college (currently enrolled or dropped out): 11.5% College, University (graduate): 31.8% Graduate School or Postgraduate: 2.1%
	Under 20 : 2.4% 20 ~ 29 : 12.0% 30 ~ 39 : 14.7% 40 ~ 49 : 17.4% 50 ~ 59 : 14.6% Over 60 : 38.9%	19 ~ 29 : 17.6% 30 ~ 39 : 16.9% 40 ~ 49 : 20.3% 50 ~ 59 : 19.9% Over 60 : 25.3%
<b>Organization</b>	Public Opinion Research Institute Cooperation	Hankook Research Ltd.(Ik-Sang Noh)

◆Please contact us if you have any questions.

East Asia Institute, #909 Sampoong B/D  
158, Eulji-ro, Jung-gu, Seoul, Korea  
04548

TEL: 02-2277-1683 (Extension #112) FAX : 02-2277-1684

[www.eai.or.kr](http://www.eai.or.kr)  
[eai@eai.or.kr](mailto:eai@eai.or.kr)